



OCTOBER 2020

# Eczema Unmasked

---

Revealing the true impact of life with eczema

'Eczema Unmasked: Revealing the true impact of life with eczema' report is a collaboration between the National Eczema Society and LEO Pharma. LEO Pharma has provided core funding, editorial input and undertaken survey-based research to support the development of the report. The content was approved by the National Eczema Society and reviewed by LEO Pharma to ensure compliance with the ABPI Code of Practice.

OCTOBER 2020 | UK MAT-36928



# Contents

- 3 Foreword
- 4 Executive summary
- 7 More than just a skin complaint: The true impact of eczema
- 7 What is eczema?
- 8 Physical health
- 9 Mental health
- 10 Quality of life (including impact on sleep, relationships  
and day-to-day life)
- 11 Opportunities and decisions about the future
- 12 Accessing effective care
- 14 The Future: Expectations and opportunities for managing eczema
- 14 Calls to action
- 15 Methodology
- 16 Data tables



### Geraldine Murphy

Managing Director, LEO Pharma,  
UK & Ireland



As a foundation-owned company with a pioneering spirit established in 1908, LEO Pharma has built a long heritage in dermatology. With a focus on advancing medical dermatology, we are passionate about education. We have both led and partnered on many programmes to raise awareness of the real impact of dermatological conditions and highlight gaps in the quality of care.

LEO Pharma recognises the important role of working closely with advocacy groups to raise awareness of the varied and often significant challenges people face and call for positive change. We are therefore extremely proud to have partnered with the National Eczema Society (National Eczema Society) to commission the 'Eczema Unmasked' report.

Atopic eczema or atopic dermatitis (AD) can impact people in many aspects of their lives, both physically and psychologically, and it is important for us all to recognise and address their needs. These include unmasking societal attitudes and stigma towards a greater understanding of eczema or AD more widely in society and informing the public that it is not just a skin condition. Crucially, we are committed to drive for the provision of equitable access to treatment and improved holistic patient care as well.

LEO Pharma keeps patients at the heart of everything it does. With the findings of this report, we are urging people to fully embrace the real-life experiences of those affected by eczema who responded to the survey underpinning this report. We also use this data to its maximal effect to inform and drive much-needed improvement in care and treatment to help people live better lives. We continue on the path we have chartered for more than 110 years, building, sharing and reinvesting in knowledge, playing whatever part we can to achieve this goal.

**About LEO Pharma:** The company is a leader in medical dermatology with a robust R&D pipeline, a wide range of therapies and a pioneering spirit. Founded in 1908 and owned by the LEO Foundation, LEO Pharma has devoted decades of research and development to advance the science of dermatology, setting new standards of care for people with skin conditions. LEO Pharma is headquartered in Denmark with a global team of 6,000 people, serving 92 million patients in 130 countries.

For more information about LEO Pharma UK/IE:

**Visit: [www.leo-pharma.co.uk](http://www.leo-pharma.co.uk) | Contact: [comms@leo-pharma.com](mailto:comms@leo-pharma.com)**



### Andrew Proctor

Chief Executive,  
National Eczema Society



Most people have heard about eczema, but few understand just how painful and difficult this complex skin condition can be. Doing everyday tasks like getting dressed and washing can be extremely painful when the skin is so cracked, red and raw. For those with more severe eczema, life can be almost unbearable. It affects millions of children and adults in the UK, and its impact is often felt by the whole family.

Within this report, we lay bare the stark realities of living with eczema. We show how eczema can profoundly affect physical health, mental health, quality of life and even life choices. These realities often remain hidden or are left unspoken, but people are suffering.

Through sharing this report, we want people to feel empowered to talk about eczema, knowing that others are going through similar experiences. We also urge healthcare professionals to reassess the needs of their patients with eczema, looking beyond the physical symptoms.

National Eczema Society has been championing the needs of people with eczema in the UK for over 40 years, and we are proud to have partnered with LEO Pharma on this ground-breaking report. With robust evidence like this, we have the tools to bring about lasting positive change.

**About National Eczema Society:** We are the UK charity for everyone with eczema and their families. We are committed to making life easier for the 1 in 5 children and 1 in 10 adults who suffer from this painful, long-term skin condition. We provide advice and support and a collective voice to raise awareness of eczema, progress research and campaign for better care.

National Eczema Society is a registered charity in England and Wales (number 1009671) and in Scotland (number SC043669).

**[www.eczema.org](http://www.eczema.org) | [info@eczema.org](mailto:info@eczema.org)**



# Executive summary

Eczema (also known as dermatitis) is a long-term inflammatory immune mediated disease that can affect people from infancy to old age. The most common form, atopic eczema, affects 1 in 5 children and 1 in 10 adults in the UK.<sup>1</sup> Around one third of people experience moderate-to-severe symptoms.<sup>2</sup>

This report features the findings of a major new survey commissioned by National Eczema Society, in collaboration with LEO Pharma, into the true impact of eczema on patients' lives. The findings show that eczema can have a profound and often hugely detrimental impact on both patients and their families. Eczema affects physical health, mental health, quality of life and even life choices. These realities often remain hidden or are left unspoken to most, but millions of children and adults with eczema are facing these consequences every day.

In the following infographic we bring together some of the key findings to highlight the impact of eczema on the lives of people living with the condition and their families.

<sup>1</sup>SM Langan. Atopic Dermatitis. The Lancet. Vol 396 August 1, 2020

<sup>2</sup>London School of Hygiene & Tropical Medicine. Severe eczema in adults may increase risk of cardiovascular disease. Available at: <https://www.lshtm.ac.uk/newsevents/news/2018/severe-eczema-adults-may-increase-risk-cardiovascular-disease> (Accessed: October 2020)

# Not just a skin complaint



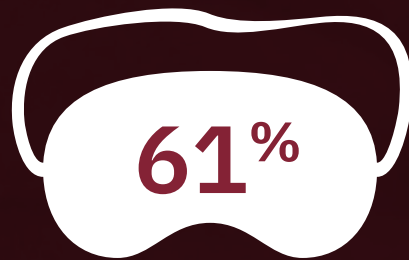
The most common form, atopic eczema, **affects 1 in 5 children** and up to **1 in 10 adults** in the UK<sup>1</sup>




Around two thirds of survey respondents reported **experiencing skin so sore that it bleeds** (67% of adults and 60% of children)<sup>3</sup>

# 74%

Three quarters (74%) of adult surveyed said **eczema negatively impacts their mental health.**<sup>3</sup>



61% of adult patients say **they have had trouble falling or staying asleep at least weekly as a result of their eczema,** and for children in the survey it was 57%<sup>3</sup>



66% of adults said they were **lonely/socially isolated because of their eczema** (for children in the survey the figure is 43%)<sup>3</sup>



# 89%

9 in 10 (89%) adults and three quarters (76%) of parents of a child with eczema say **eczema significantly reduces their quality of life**<sup>3</sup>

1/2

Nearly half of adult respondents said **eczema had affected their ability to do paid work**<sup>3</sup>



1/3

Nearly a third of patients feel **healthcare professionals do not fully understand the impact of eczema on mental wellbeing**<sup>3</sup>



1/2

Over half of the adults surveyed said they had **never been offered an emotional or psychological support service by a NHS doctor** to help them cope with the mental health impact of their eczema<sup>3</sup>



16%


16% of adults say they have had difficulty obtaining phototherapy treatment<sup>3</sup>

29%

29% of adult patients say they have **had difficulty obtaining the emollients they need** to manage their eczema on NHS prescription<sup>3</sup>

28%

28% of adults with moderate, severe or very severe eczema have **had difficulty obtaining the biologic treatment they need for them to manage their eczema**<sup>3</sup>



35% of adult respondents (42% for adults with moderate, severe or very severe eczema) and 32% of children **waited more than three months and sometimes much longer for an appointment with a dermatologist**, following a referral from their GP<sup>3</sup>



53%

over half of NHS Trusts (53%) **didn't have a documented pathway for atopic dermatitis**<sup>5</sup>

**Whilst highlighting the stark reality of living with eczema, there are opportunities to improve outcomes for those with the condition.**

## The evidence in this report shows where change is urgently needed to improve patient outcomes. Our key calls to action are:

1

### Strengthen the voices of those living with eczema

Through the report, we want to raise public awareness of what it is truly like to live with eczema and dispel the commonly held myth that eczema is just a minor skin complaint. We want to empower people to talk about their eczema, knowing that others are going through similar experiences, and to feel renewed confidence to press for the medical care and support they need. Talking is so important in breaking out of the isolation that can come from the daily grind of living with a painful long-term condition. The report also provides healthcare professionals with new evidence and a deeper understanding of patients' true experiences of eczema. This knowledge should serve as an opportunity and catalyst to improve patient outcomes through more effective holistic approaches to care.

2

### Develop clinical guidelines and quality standards for adults and adolescents with eczema

There are no National Institute for Health and Care Excellence (NICE) clinical guidelines and quality standards to guide the diagnosis and management of adults and adolescents living with eczema. This is remarkable bearing in mind the number of people affected and the costs to the health economy. The absence of such frameworks leads to huge variations of care, both at primary and secondary/tertiary care level, with healthcare professionals relying heavily on their own individual knowledge and clinical judgement to treat patients. Greater standardisation in clinical care driven by evidence-based treatment guidelines is urgently needed to improve patient outcomes. Such frameworks will be critical in guiding commissioning decisions and prioritising healthcare resources effectively while ensuring people living with eczema have consistent access to optimal care and treatment.

3

### Improve access to appropriate care and services

Dermatology represents an important part of the National Health Service (NHS) provision, and yet there are fundamental barriers to accessing appropriate care and services for patients with conditions like eczema. There is an urgent need to improve knowledge of skin diseases and their wider impact on patients within primary care settings. It is also imperative that we bridge the gap between specialist and primary care services to ensure patients are referred to the right service, in the right place, at the right time and no patient is left untreated or unsupported. Ultimately, we hope this report will act as a catalyst to urge clinicians, commissioners and policymakers to ensure effective care is prioritised locally and services appropriately funded to reduce the unnecessary variation in care and knowledge that currently exists across the country.

## What is eczema?

Eczema (also known as dermatitis) is a chronic inflammatory immune mediated disease. It is a highly individual condition that varies from person to person and comes in many different forms and severities. The most common form, atopic eczema, affects 1 in 5 children and up to 1 in 10 adults in the UK<sup>1</sup>. Of those with atopic eczema, 30 % have moderate-to-severe disease, with approximately 5 % having severe disease<sup>2</sup>.

We do not fully understand all the causes of eczema, although genes are often an important factor. It often starts in early infancy and can continue through into older age. In mild cases of eczema, the skin is dry, scaly, red and itchy. In more severe cases, there may be large areas of the body covered by weeping, crusting and bleeding skin, and these symptoms have a far-reaching and significant impact on daily life. For many people with eczema, the skin can be unbearably itchy, and the urge to scratch becomes irresistible, leading to what is known as the itch-scratch cycle. Constant scratching damages the skin, causing it to split and bleed and also leaves it open to infection. Common triggers for a flare-up include stress, seasonal changes in temperature and certain shampoos, soaps and cosmetics.

## More than just a skin complaint: The true impact of eczema

For those who have never experienced eczema or know little about the condition, it may seem as though it is just a minor skin complaint. But eczema is not just skin deep.

National Eczema Society, in collaboration with LEO Pharma, surveyed 524 parents of children (aged 0–16) with eczema and 530 adults with eczema in the UK. The results demonstrate that eczema can have a profound and often hugely detrimental impact on patients and their families. This impact is not simply physical—it can affect mental health, day-to-day living, relationships, sleep and long-term life opportunities, among other things.

In this context, this report examines how eczema affects your physical health, your mental health, your quality of life and your life chances. And, importantly considers people's experiences of accessing effective care.

<sup>1</sup>SM Langan. Atopic Dermatitis. The Lancet. Vol 396 August 1, 2020

<sup>2</sup>London School of Hygiene & Tropical Medicine. Severe eczema in adults may increase risk of<sup>3</sup>Lowe KE, et al. Atopic eczema and fracture risk in cardiovascular disease. Available at: <https://www.lshtm.ac.uk/newsevents/news/2018/severe-eczema-adults-may-increase-risk-cardiovascular-disease> (Accessed: October 2020) adults: A population-based cohort study. J Allergy Clin Immunol 2020;145:563–571.

<sup>3</sup>Savanta: ComRes. LEO PHARMA AND NATIONAL ECZEMA SOCIETY - ECZEMA UNMASKED. DATA TABLES. at: <https://comresglobal.com/polls/leo-pharma-and-national-eczema-society-eczema-unmasked-2020/> (Accessed October 2020).

# Physical health

Eczema is so much more than just red and itchy skin. People with eczema can experience a wide range of painful physical symptoms that are variable and often difficult to manage effectively with current treatments.

When asked about the physical impact of eczema, nearly all of the survey respondents reported experiencing itchy skin (96% of adults and 95% of children).<sup>3</sup> Other physical symptoms and impacts related to eczema include:<sup>3</sup>

- **Cracked and/or inflamed skin**
  - Around two thirds of the respondents reported experiencing skin so sore that it bleeds (67% of adults and 60% of children)<sup>3</sup>
- **General discomfort and skin sensitivity**
  - Nearly two thirds (63%) of adults surveyed said eczema has negatively impacted their physical functioning<sup>3</sup>
  - Nearly half (45%) of parents said the disease impacts the amount of exercise their child with eczema can do<sup>3</sup>
- **Infection (often identified by fluid oozing from the skin and a yellow crust on the skin surface)**
  - Three fifths (62%) of adults reported their skin weeping or oozing clear fluid in the previous four weeks<sup>3</sup>

“Physical health is intrinsically linked with mental health, and yet there is a worrying lack of psychological support available to people living with skin conditions like eczema. There is an urgent clinical need to equip healthcare professionals with the necessary skills and resources to provide the holistic care that patients need. We also need an open dialogue between healthcare professionals and patients—asking difficult questions to better understand how patients are feeling so we can provide necessary support and psychological interventions.”

**Dr Anthony Bewley**, consultant dermatologist, Barts Health NHS Trust





# Mental health

Although eczema is relatively common, it is rarely spoken about in terms of its impact on mental health and how it can cause things like anxiety and depression.

Having to deal with an unrelenting cycle of itchy and painful skin, coupled with the wider impacts associated with eczema (for example, lack of sleep and feelings of self-consciousness over the appearance of the skin), can be wearing for patients and take an emotional toll.



**74%**

of adults surveyed said eczema negatively impacts their mental health. Other survey findings include:

- **Low self-esteem and feelings of embarrassment**
  - 85% of adults reported feeling embarrassed as a result of their eczema, with four in five saying they feel envious of people with more typical skin<sup>3</sup>
- **Anxiety, stress and depression (which can also trigger flare-ups)**
  - 79% of adults reported feeling anxious as a result of their eczema, with a similar proportion saying they feel depressed or sad because of it<sup>3</sup>
- **Feeling lonely/socially isolated**
  - 66% of adults said they were lonely/socially isolated because of their eczema (for children in the survey the figure is 43%)<sup>3</sup>

As the survey results demonstrate, eczema can have a profound and debilitating impact on mental health. It is therefore vitally important that people living with eczema have access to appropriate information and support services to help them manage the emotional and psychological impact of their condition. However, there is still much work to be done. Over half of the adults surveyed said they had never been offered an emotional or psychological support service by a NHS doctor to help them cope with the mental health impact of their eczema.<sup>3</sup>

These data support a **recent report** (published September 2020) from the All Party Parliamentary Group on Skin, which also revealed a worrying lack of mental health support for skin disease patients, urging commissioners to urgently invest funding to improve mental health services that are dedicated to dermatology patients.<sup>4</sup>

“I have lived with severe eczema for decades and, over what is perhaps now hundreds of consultations, have rarely been asked ‘How are you feeling?’ In my experience the health impact of eczema is not well understood or addressed.”

Anon, male living with eczema for over 30 years

<sup>4</sup> All-Party Parliamentary Group on Skin. Mental Health and Skin Disease [online]. Available from: [https://www.psoriasis-association.org.uk/media/PPGS/Mental\\_Health\\_and\\_Skin\\_Disease\\_Report\\_FINAL.pdf](https://www.psoriasis-association.org.uk/media/PPGS/Mental_Health_and_Skin_Disease_Report_FINAL.pdf) [Last accessed: October 2020].

# Quality of life

It is not always obvious how much eczema impacts on a person's life. The survey findings show that eczema affects people's quality of life in many ways, particularly the ability to sleep, and impacts on social life, sexual intimacy, friendships and a range of day-to-day activities. Nine in 10 (89%) adults and three quarters (76%) of parents of a child with eczema say eczema significantly reduces their or their child's quality of life.<sup>3</sup>



**18%**

of adult respondents say they have struggled to find someone attracted to them because of their eczema<sup>3</sup>



**50%**

of parents say the disease has negatively impacted their child's social life<sup>3</sup>

- **Impact on sleep**
  - 61% of adult patients say they have had trouble falling or staying asleep at least once a week as a result of their eczema, and for children in the survey it was 57%<sup>3</sup>
- **Impact on relationships and intimacy**
  - One in five (18%) adult respondents say they have struggled to find someone attracted to them because of their eczema, and 1 in 10 (11%) say their relationships have ended because of their eczema<sup>3</sup>
  - Three fifths of the adults surveyed said eczema has negatively affected their sexual intimacy (59%)<sup>3</sup>
  - Survey responses show one third (33%) of children with eczema have tried to keep their eczema hidden from their friends<sup>3</sup>
- **Impact on social life**
  - Half of parents say the disease has negatively impacted their child's social life (48%), two fifths (41%) say the same about their child's ability to make new friends and nearly two fifths (37%) say the same about their child's existing friendships<sup>3</sup>
  - Three fifths of the adults surveyed said eczema has negatively affected their social life (61%)<sup>3</sup>
- **Impact on day-to-day life**
  - Doing everyday tasks, like getting dressed and washing, can be extremely painful when the skin is cracked, red and raw. More than half of the survey respondents reported that their eczema has interfered with their ability to do regular daily activities<sup>3</sup>

Despite the significant negative impact of eczema on patients' quality of life, one third of respondents reported feeling that they are not being taken seriously by their healthcare professional, and two fifths (39%) feel let down by them.<sup>3</sup> This highlights the challenge for both patients and healthcare professionals in managing a complex, variable condition like eczema and lack of effective treatments, leaving people disillusioned.

# Opportunities and decisions about the future

Eczema can have a significant, and sometimes life-changing, impact on people's decisions and opportunities, particularly among those living with more severe eczema. These range from decisions over whether to have children through to more limited education and work choices.



## Work life and career progression

- Nearly half of adult respondents said eczema had affected their ability to do paid work, which can have a significant impact on personal and financial welfare<sup>3</sup>
- Others report having lost a job (9%), some think they had been overlooked for promotion (13%), and some said they had lost wages, specifically because of their eczema<sup>3</sup>



## Education

- Of the parents surveyed, more than half said their child had to take time off school due to their eczema, and one in seven parents said their child has taken more than 10 days off during the last year. This raises concerns about the impact on the future education and prospects for children living with poorly controlled eczema<sup>3</sup>
- One fifth of parents in the survey said their child has to limit certain activities at school, and their child regularly mentions having difficulty concentrating in class because of their eczema<sup>3</sup>



## Starting a family

- 14% of adults surveyed said their eczema has influenced their thoughts and decisions about whether to have children; this more than doubled for those with severe eczema<sup>3</sup>

“In my experience, employers are not always very understanding of what living with eczema entails and how it impacts ability to work. For example the need for time off for appointments and to apply creams etc. at work. Both parties could ‘win’ if employers were open to greater flexibility”

Anon, male living with eczema for over 30 years



**27%**

of respondents do not think that they are being taken seriously by healthcare professionals

## Accessing effective care

While there is no cure for eczema, there are medical treatments and other support services available to support patients in managing their symptoms and condition.

The survey shows a mixed picture of peoples' experiences in accessing the healthcare support they need, with one third saying they felt let down by their healthcare professionals about treatment for their eczema. It is important to recognise good care practice, with some people reporting that they are receiving the support and treatment needed. However, the survey highlighted considerable variation in healthcare provision and some key gaps.<sup>3</sup>

### Issues identified with the provision of care include:



#### Written eczema care plans

- Around half of the parents report their children do not have a written care plan for their eczema, and this includes children with moderate and severe eczema. There is a similar pattern among adult patients, with three fifths reporting they have no such plan in place<sup>3</sup>



#### Patients' perceptions regarding their healthcare professional

- One quarter of respondents do not think that they are being taken seriously by healthcare professionals, who do not fully understand the impact of eczema on individuals' lives. This shows there is a need to bridge the gaps in between healthcare professionals and people living with eczema<sup>3</sup>



### Referrals to secondary care

- There are concerns about waiting times for GP referral to secondary care <sup>3</sup>
- 35% of adults say on the last occasion they were referred to a dermatologist, they had to wait more than 3 months for an appointment (42% for adults with moderate, severe or very severe eczema), with 14% of adults waiting more than 6 months and 5% of adults waiting more than a year. <sup>3</sup>
- Similarly, 32% of parents said their child had to wait more than 3 months for their last appointment with a dermatologist or paediatrician <sup>3</sup>



### Support networks

- Positively, most adults do appear to have support networks to help them cope with their eczema. Approaching three quarters (72%) say close friends and family understand how difficult and painful eczema can be, and three in five (61%) say some of their close family and friends have eczema, which helps with mutual understanding and support <sup>3</sup>
- Additional support for children is needed: Nearly three quarters (71%) of parents say they have seen their child visibly upset or crying because of their eczema; and 23% of parents said their child has been bullied or teased in person because of their eczema <sup>3</sup>



### Access to treatments

- Access to treatments was cited as a concern by many respondents who said that they or their child regularly has difficulty obtaining the treatment they require to manage their eczema <sup>3</sup>
- Nearly one third of adults surveyed say they often have difficulty obtaining the emollients they need on NHS prescription <sup>3</sup>
- 16% of adults say they have had difficulty obtaining phototherapy treatment <sup>3</sup>
- Over a quarter of adult respondents with moderate, severe or very severe eczema have had challenges obtaining a biologic treatment to manage their eczema <sup>3</sup>

Many factors influence appropriate access to treatments for eligible patients, such as whether dermatology units have the dedicated personnel or services in place for the prescription and administration of specialist treatments, or if they have a local documented treatment pathway in place. These are all aspects which have been shown to vary significantly across the country.<sup>5</sup>

While national guidelines for eczema management do exist for children, these findings highlight the urgent need for National Institute for Health and Care Excellence (NICE) clinical guidelines and quality standards for the management of adults and adolescents with eczema to ensure consistently high quality of care and optimal patient outcomes. It is also important that dermatology services evolve to meet current and future patient needs, ensuring quality of care at both primary care and specialist service-level is not compromised and access is equitable.

**“Due to a lack of undergraduate and postgraduate training, often coupled with inadequate local resources to draw on, sadly many GPs are not always equipped to cope with the full needs of people living with a complex condition like eczema, as highlighted by this new data.”**

**There is a critical need to address these education and service gaps as we know that up to a quarter of all GP consultations include an element of dermatology yet, astonishingly, this is still not considered a priority.”**

**Dr George Moncrieff**, Dermatology Clinical Lead SDS MyHealthCare Federation Birmingham/Past Chair Dermatology Council for England (DCE)

# The Future: Expectations and opportunities for managing eczema

We are living in unprecedented times with the Covid-19 pandemic, but through all the uncertainty, what we have seen is the positive power of people coming together to help others in the community, accelerated decision-making and new approaches and innovations in healthcare practice at a scale and pace that was previously unthinkable.

With this 'Eczema Unmasked' report, we want to raise awareness of the extensive impact eczema can have on all aspects of people's lives and where current care is falling short. We also want to urge healthcare professionals to reassess their individual clinical practice and commissioners to fund the necessary service delivery to enable people with eczema to manage, control and live well with their condition.

**The evidence in this report shows where change is urgently needed to improve patient outcomes. Our key calls to action are:**

1

## **Strengthen the voices of those living with eczema**

Through the report, we want to raise public awareness of what it is truly like to live with eczema and dispel the commonly held myth that eczema is just a minor skin complaint. We want to empower people to talk about their eczema, knowing that others are going through similar experiences, and to feel renewed confidence to press for the medical care and support they need. Talking is so important in breaking out of the isolation that can come from the daily grind of living with a painful long-term condition. The report also provides healthcare professionals with new evidence and a deeper understanding of patients' true experiences of eczema. This knowledge should serve as an opportunity and catalyst to improve patient outcomes through more effective holistic approaches to care.

2

## **Develop clinical guidelines and quality standards for adults and adolescents with eczema**

There are no National Institute for Health and Care Excellence (NICE) clinical guidelines and quality standards to guide the diagnosis and management of adults and adolescents living with eczema. This is remarkable bearing in mind the number of people affected and the costs to the health economy. The absence of such frameworks leads to huge variations of care, both at primary and secondary/tertiary care level, with healthcare professionals relying heavily on their own individual knowledge and clinical judgement to treat patients. Greater standardisation in clinical care driven by evidence-based treatment guidelines is urgently needed to improve patient outcomes. Such frameworks will be critical in guiding commissioning decisions and prioritising healthcare resources effectively while ensuring people living with eczema have consistent access to optimal care and treatment.

3

## **Improve access to appropriate care and services**

Dermatology represents an important part of the NHS provision, and yet there are fundamental barriers to accessing appropriate care and services for patients with conditions like eczema. There is an urgent need to improve knowledge of skin diseases and their wider impact on patients within primary care settings. It is also imperative that we bridge the gap between specialist and primary care services to ensure patients are referred to the right service, in the right place, at the right time and no patient is left untreated or unsupported. Ultimately, we hope this report will act as a catalyst to urge clinicians, commissioners and policymakers to ensure effective care is prioritised locally and services appropriately funded to reduce the unnecessary variation in care and knowledge that currently exists across the country.

Above all, we want the 'Eczema Unmasked' report to better represent the experiences of children and adults with eczema and importantly serve as a new, robust evidence base to demonstrate how eczema can significantly impact people's physical health, mental health, their quality of life, long-term life opportunities and access to appropriate care.

# Methodology

The National Eczema Society, in collaboration with LEO Pharma, surveyed 524 parents of children (aged 0–16) with eczema and 530 adults with eczema in the UK. Surveys were conducted online between 12 June and 11 July 2020. Participants were screened using a proxy for Eczema Area and Severity Index (EASI) scores to gather a range of participants from almost clear, mild, moderate, severe and very severe eczema. The EASI scoring system uses a tested calculation to grade the severity of eczema symptoms and the extent different areas of the body have been affected.

With a sample size of 524 parents of children with eczema, the margin of error on results at a 95% confidence level is  $\pm 4.28$ . Differences of less than this should be treated as indicative and insignificant.

With a sample size of 530 adults with eczema, the margin of error on results at a 95% confidence level is  $\pm 4.26$ . Differences of less than this should be treated as indicative and insignificant.

Note—Results were calculated using <https://comresglobal.com/our-work/margin-of-error-calculator/> and the prevalence data are included in this report.

# Summary data tables

Which of the following statements is/are the reason(s) for not consulting a healthcare professional about your eczema in the last year?

	Gender		Age			Region				Severity by EASI score					
	Total	Male	Female	18-34	35-54	55+	England	Scotland	Wales	Northern Ireland	Almost clear (0.1-1)	Mild (1.1-7)	Moderate (7.1-21)	Severe (21.1-50)	Very severe (50.1-72)
Significance Level: 95%		a	b	a	*b	*c	a	*b	*c	*d	*a	b	*c	*d	*e
Total	80	34	45	34	20	26	58	12	6	4	16	36	23	5	0
	100%	100%	100%	100%	100%	100%	100%	100%	100%	100%	100%	100%	100%	100%	0
My symptoms were not bad enough	51	21	30	21	9	21	39	6	3	3	14	26	10	1	0
	64%	62%	67%	62%	45%	81%	67%	50%	50%	75%	88%	72%	43%	20%	0
I did not want to waste the healthcare professional's time	14	4	10	6	4	4	10	2	1	1	3	6	3	2	0
	18%	12%	22%	18%	20%	15%	17%	17%	17%	25%	19%	17%	13%	40%	0
I did not believe a healthcare professional could help	12	5	7	5	5	2	8	2	1	1	2	3	4	3	0
	15%	15%	16%	15%	25%	8%	14%	17%	17%	25%	13%	8%	17%	60%	0
I did not want a patient who needs a consultation more than me to miss out because of my appointment	9	4	4	5	1	3	8	0	1	0	1	4	2	2	0
	11%	12%	9%	15%	5%	12%	14%	0	17%	0	6%	11%	9%	40%	0
I have been previously unsatisfied by the care I have received by healthcare professionals for my eczema	7	4	3	2	3	2	4	1	1	1	0	1	5	1	0
	9%	12%	7%	6%	15%	8%	7%	8%	17%	25%	0	3%	22%	20%	0
I was worried about contracting Covid-19	7	4	2	1	3	3	5	1	0	1	0	4	2	1	0
	9%	12%	4%	3%	15%	12%	9%	8%	0	25%	0	11%	9%	20%	0
I did not enquire because the waiting times are usually too long	3	1	1	2	1	0	1	0	1	1	0	2	1	0	0
	4%	3%	2%	6%	5%	0	2%	0	17%	25%	0	6%	4%	0	0
I did enquire, but the waiting times were too long	1	1	0	1	0	0	1	0	0	0	0	0	1	0	0
	1%	3%	0	3%	0	0	2%	0	0	0	0	0	4%	0	0
I tried to book an appointment, but was unable to	1	1	0	0	0	1	0	1	0	0	0	0	1	0	0
	1%	3%	0	0	0	4%	0	8%	0	0	0	0	4%	0	0
None of the above	14	4	10	6	6	2	6	4	3	1	1	7	6	0	0
	18%	12%	22%	18%	30%	8%	10%	33%	50%	25%	6%	19%	26%	0	0



What type(s) of eczema do you have?

	Gender		Age			Region				Severity by EASI score					
	Total	Male	Female	18-34	35-54	55+	England	Scotland	Wales	Northern Ireland	Almost clear (0.1-1)	Mild (1.1-7)	Moderate (7.1-21)	Severe (21.1-50)	Very severe (50.1-72)
Significance Level: 95%		a	b	a	b	c	a	b	c	*d	a	b	c	d	*e
Total	530	204	323	247	165	118	367	73	66	24	40	178	239	66	7
	100%	100%	100%	100%	100%	100%	100%	100%	100%	100%	100%	100%	100%	100%	100%
Atopic eczema (atopic dermatitis)	209	84	125	96	70	43	148	30	22	9	16	67	89	35	2
	39%	41%	39%	39%	42%	36%	40%	41%	33%	38%	40%	38%	37%	53%	29%
														bc	
Contact eczema (contact dermatitis)	102	33	69	49	33	20	73	14	12	3	7	30	42	21	2
	19%	16%	21%	20%	20%	17%	20%	19%	18%	13%	18%	17%	18%	32%	29%
														bc	
Asteatotic eczema	59	20	38	33	23	3	47	5	6	1	2	8	35	12	2
	11%	10%	12%	13%	14%	3%	13%	7%	9%	4%	5%	4%	15%	18%	29%
				c	c								b	b	
Discoid eczema	57	27	30	39	13	5	39	11	6	1	1	13	27	14	2
	11%	13%	9%	16%	8%	4%	11%	15%	9%	4%	3%	7%	11%	21%	29%
				bc										abc	
Seborrhoeic eczema (seborrhoeic dermatitis)	43	23	20	19	14	10	29	9	3	2	3	10	20	9	1
	8%	11%	6%	8%	8%	8%	8%	12%	5%	8%	8%	6%	8%	14%	14%
		b												b	
Pompholyx (dyshidrotic) eczema	36	14	21	22	12	2	28	1	5	2	1	5	21	8	1
	7%	7%	7%	9%	7%	2%	8%	1%	8%	8%	3%	3%	9%	12%	14%
				c	c		b						b	b	
Varicose eczema	22	7	14	11	4	7	18	1	3	0	0	4	13	5	0
	4%	3%	4%	4%	2%	6%	5%	1%	5%	0	0	2%	5%	8%	0
Don't know	141	53	88	55	39	47	89	20	23	9	16	58	61	5	1
	27%	26%	27%	22%	24%	40%	24%	27%	35%	38%	40%	33%	26%	8%	14%
						ab					d	d	d		

Thinking about your eczema over the last four weeks, how would you rate the following symptoms?

	Gender		Age			Region				Severity by EASI score					
	Total	Male	Female	18-34	35-54	55+	England	Scotland	Wales	Northern Ireland	Almost clear (0.1-1)	Mild (1.1-7)	Moderate (7.1-21)	Severe (21.1-50)	Very severe (50.1-72)
Significance Level: 95%		a	b	a	b	c	a	b	c	*d	a	b	c	d	*e
Total	529	203	323	247	165	117	366	73	66	24	40	178	238	66	7
	100%	100%	100%	100%	100%	100%	100%	100%	100%	100%	100%	100%	100%	100%	100%
Itchy skin	510	194	313	234	162	114	351	70	65	24	37	174	233	59	7
	96%	96%	97%	95%	98%	97%	96%	96%	98%	100%	93%	98%	98%	89%	100%
Dry or rough skin	509	193	313	237	161	111	350	71	64	24	36	168	233	65	7
	96%	95%	97%	96%	98%	95%	96%	97%	97%	100%	90%	94%	98%	98%	100%
Flaking skin	476	181	292	221	151	104	328	69	59	20	31	155	221	62	7
	90%	89%	90%	89%	92%	89%	90%	95%	89%	83%	78%	87%	93%	94%	100%
Cracked skin	469	177	290	220	153	96	325	68	57	19	21	156	221	64	7
	89%	87%	90%	89%	93%	82%	89%	93%	86%	79%	53%	88%	93%	97%	100%
Bleeding skin	356	130	223	188	116	52	253	49	42	12	6	91	192	60	7
	67%	64%	69%	76%	70%	44%	69%	67%	64%	50%	15%	51%	81%	91W%	100%
Skin weeping or oozing clear fluid	327	127	198	156	116	55	240	41	37	9	5	86	169	60	7
	62%	63%	61%	63%	70%	47%	66%	56%	56%	38%	13%	48%	71%	91%	100%
				c	c							a	ab	abc	

Which, if any, of the following do you experience as a result of your eczema, to the point it significantly reduces your quality of life?

	Gender		Age			Region				Severity by EASI score					
	Total	Male	Female	18-34	35-54	55+	England	Scotland	Wales	Northern Ireland	Almost clear (0.1-1)	Mild (1.1-7)	Moderate (7.1-21)	Severe (21.1-50)	Very severe (50.1-72)
Significance Level: 95%		a	b	a	b	c	a	b	c	*d	a	b	c	d	*e
Total	530	204	323	247	165	118	367	73	66	24	40	178	239	66	7
	100%	100%	100%	100%	100%	100%	100%	100%	100%	100%	100%	100%	100%	100%	100%
Feeling self-conscious	254	90	162	127	79	48	167	41	30	16	17	76	119	39	3
	48%	44%	50%	51%	48%	41%	46%	56%	45%	67%	43%	43%	50%	59%	43%
														b	
Worrying about my eczema flaring or getting worse	223	69	152	102	74	47	147	30	34	12	8	70	111	29	5
	42%	34%	47%	41%	45%	40%	40%	41%	52%	50%	20%	39%	46%	44%	71%
			a									a	a	a	
Low self esteem	202	67	133	107	69	26	139	29	23	11	10	53	101	34	4
	38%	33%	41%	43%	42%	22%	38%	40%	35%	46%	25%	30%	42%	52%	57%
			c	c									ab	ab	
Ongoing skincare regime	185	75	109	87	57	41	128	26	21	10	13	52	90	27	3
	35%	37%	34%	35%	35%	35%	35%	36%	32%	42%	33%	29%	38%	41%	43%
Difficulty sleeping/feeling tired	148	45	102	70	51	27	98	21	22	7	4	35	74	30	5
	28%	22%	32%	28%	31%	23%	27%	29%	33%	29%	10%	20%	31%	45%	71%
			a										ab	abc	
Emotional wellbeing/mental health	140	42	97	67	51	22	94	23	19	4	5	28	75	26	6
	26%	21%	30%	27%	31%	19%	26%	32%	29%	17%	13%	16%	31%	39%	86%
			a	c									ab	ab	
Worrying about drug treatments and possible side effects	99	36	63	54	25	20	78	10	8	3	4	18	55	19	3
	19%	18%	20%	22%	15%	17%	21%	14%	12%	13%	10%	10%	23%	29%	43%
			b										ab	ab	
Cost of treatments	89	22	67	46	32	11	68	8	10	3	1	22	43	20	3
	17%	11%	21%	19%	19%	9%	19%	11%	15%	13%	3%	12%	18%	30%	43%
			a	c	c								a	abc	
None of the above	10	2	8	5	2	3	6	3	1	0	2	3	4	1	0
	2%	1%	2%	2%	1%	3%	2%	4%	2%	0	5%	2%	2%	2%	0
Eczema does not significantly reduce my quality of life	58	27	31	11	15	32	43	6	6	3	14	32	11	1	0
	11%	13%	10%	4%	9%	27%	12%	8%	9%	13%	35%	18%	5%	2%	0
						ab					bcd	cd			
Net: Any	472	177	292	236	150	86	324	67	60	21	26	146	228	65	7
	89%	87%	90%	96%	91%	73%	88%	92%	91%	88%	65%	82%	95%	98%	100%
				c	c							a	ab	ab	

## Eczema Unmasked

Over the last four weeks, approximately how many nights, if any, did you have trouble falling or staying asleep because of your eczema?

	Gender		Age			Region				Severity by EASI score					
	Total	Male	Female	18-34	35-54	55+	England	Scotland	Wales	Northern Ireland	Almost clear (0.1-1)	Mild (1.1-7)	Moderate (7.1-21)	Severe (21.1-50)	Very severe (50.1-72)
Significance Level: 95%		a	b	a	b	c	a	b	c	*d	a	b	c	d	*e
Total	530	204	323	247	165	118	367	73	66	24	40	178	239	66	7
	100%	100%	100%	100%	100%	100%	100%	100%	100%	100%	100%	100%	100%	100%	100%
Every night	52	22	30	22	24	6	44	1	6	1	0	7	24	16	5
	10%	11%	9%	9%	15%	5%	12%	1%	9%	4%	0	4%	10%	24%	71%
					c		b		b				ab	abc	
Most nights	100	35	64	48	39	13	70	12	14	4	2	18	53	25	2
	19%	17%	20%	19%	24%	11%	19%	16%	21%	17%	5%	10%	22%	38%	29%
				c	c								ab	abc	
Few nights a week	120	51	68	59	37	24	79	20	16	5	5	35	68	12	0
	23%	25%	21%	24%	22%	20%	22%	27%	24%	21%	13%	20%	28%	18%	0
													ab		
One night a week	52	16	36	30	17	5	38	7	6	1	1	20	26	5	0
	10%	8%	11%	12%	10%	4%	10%	10%	9%	4%	3%	11%	11%	8%	0
				c											
A few isolated nights over the last four weeks	102	38	63	47	25	30	68	13	14	7	8	39	48	7	0
	19%	19%	20%	19%	15%	25%	19%	18%	21%	29%	20%	22%	20%	11%	0
						b						d			
No nights	99	39	60	37	23	39	65	19	9	6	24	56	19	0	0
	19%	19%	19%	15%	14%	33%	18%	26%	14%	25%	60%	31%	8%	0	0
						ab					bcd	cd	d		
Don't know	5	3	2	4	0	1	3	1	1	0	0	3	1	1	0
	1%	1%	1%	2%	0	1%	1%	1%	2%	0	0	2%	*	2%	0
Net Any	426	162	261	206	142	78	299	53	56	18	16	119	219	65	7
	80%	79%	81%	83%	86%	66%	81%	73%	85%	75%	40%	67%	92%	98%	100%
				c	c							a	ab	ab	
Net At least weekly	324	124	198	159	117	48	231	40	42	11	8	80	171	58	7
	61%	61%	61%	64%	71%	41%	63%	55%	64%	46%	20%	45%	72%	88%	100%
				c	c							a	ab	abc	
Net Every / most nights	152	57	94	70	63	19	114	13	20	5	2	25	77	41	7
	29%	28%	29%	28%	38%	16%	31%	18%	30%	21%	5%	14%	32%	62%	100%
				c	ac		b						ab	abc	

## Eczema Unmasked

Over the last week, approximately how often has your eczema interfered with your ability to do regular daily activities? By regular activities, we mean the usual activities you do, such as work around the house, shopping, childcare, exercising, studying, etc. Think about times you were limited in the amount or kind of activities you could do and times you accomplished less than you would like.

	Total	Gender		Age			Region				Severity by EASI score					
		Male	Female	18-34	35-54	55+	England	Scotland	Wales	Northern Ireland	Almost clear (0.1-1)	Mild (1.1-7)	Moderate (7.1-21)	Severe (21.1-50)	Very severe (50.1-72)	
Significance Level: 95%			a	b	a	b	c	a	b	c	*d	a	b	c	d	*e
Total	530	204	323	247	165	118	367	73	66	24	40	178	239	66	7	
	100%	100%	100%	100%	100%	100%	100%	100%	100%	100%	100%	100%	100%	100%	100%	
No days	198	70	127	72	52	74	130	30	25	13	30	93	65	9	1	
	37%	34%	39%	29%	32%	63%	35%	41%	38%	54%	75%	52%	27%	14%	14%	
						ab					bcd	cd	d			
1 or 2 days	143	58	84	79	42	22	98	23	15	7	7	49	77	9	1	
	27%	28%	26%	32%	25%	19%	27%	32%	23%	29%	18%	28%	32%	14%	14%	
				c								d	d			
3 or 4 days	113	46	66	60	39	14	86	12	14	1	0	20	67	24	2	
	21%	23%	20%	24%	24%	12%	23%	16%	21%	4%	0	11%	28%	36%	29%	
				c	c							a	ab	ab		
5 or 6 days	41	16	25	22	17	2	29	6	5	1	2	3	25	11	0	
	8%	8%	8%	9%	10%	2%	8%	8%	8%	4%	5%	2%	10%	17%	0	
				c	c								b	b		
Every day	23	9	14	8	13	2	16	1	4	2	0	4	4	12	3	
	4%	4%	4%	3%	8%	2%	4%	1%	6%	8%	0	2%	2%	18%	43%	
						ac									abc	
Don't know	12	5	7	6	2	4	8	1	3	0	1	9	1	1	0	
	2%	2%	2%	2%	1%	3%	2%	1%	5%	0	3%	5%	*	2%	0	
												c				
Net Any	320	129	189	169	111	40	229	42	38	11	9	76	173	56	6	
	60%	63%	59%	68%	67%	34%	62%	58%	58%	46%	23%	43%	72%	85%	86%	
				c	c							a	ab	abc		
Net 1-4 days	256	104	150	139	81	36	184	35	29	8	7	69	144	33	3	
	48%	51%	46%	56%	49%	31%	50%	48%	44%	33%	18%	39%	60%	50%	43%	
				c	c							a	ab	a		
Net 5-7 days	64	25	39	30	30	4	45	7	9	3	2	7	29	23	3	
	12%	12%	12%	12%	18%	3%	12%	10%	14%	13%	5%	4%	12%	35%	43%	
				c	c								b	abc		

Which, if any, of these things, have you noticed trigger an eczema flare up?

	Total	Gender		Age			Region				Severity by EAST score				
		Male	Female	18-34	35-54	55+	England	Scotland	Wales	Northern Ireland	Almost clear (0.1-1)	Mild (1.1-7)	Moderate (7.1-21)	Severe (21.1-50)	Very severe (50.1-72)
Significance Level: 95%															
Total	530	204	323	247	165	118	367	73	66	24	40	178	239	66	7
	100%	100%	100%	100%	100%	100%	100%	100%	100%	100%	100%	100%	100%	100%	100%
Stress	268	83	183	119	94	55	183	39	34	12	20	95	114	35	4
	51%	41%	57%	48%	57%	47%	50%	53%	52%	50%	50%	53%	48%	53%	57%
Certain shampoos, soaps and cosmetics	174	47	126	81	49	44	114	28	23	9	18	48	73	31	4
	33%	23%	39%	33%	30%	37%	31%	38%	35%	38%	45%	27%	31%	47%	57%
Seasonal changes in temperature	167	50	116	81	48	38	111	25	24	7	11	57	77	19	3
	32%	25%	36%	33%	29%	32%	30%	34%	36%	29%	28%	32%	32%	29%	43%
Fabrics/clothing	144	37	106	78	44	22	97	23	19	5	6	33	71	31	3
	27%	18%	33%	32%	27%	19%	26%	32%	29%	21%	15%	19%	30%	47%	43%
Cleaning products	136	31	105	62	46	28	97	16	15	8	8	33	69	21	5
	26%	15%	33%	25%	28%	24%	26%	22%	23%	33%	20%	19%	29%	32%	71%
Dust	115	37	78	53	42	20	82	17	15	1	3	26	56	27	3
	22%	18%	24%	21%	25%	17%	22%	23%	23%	4%	8%	15%	23%	41%	43%
Feeling sad or unhappy	113	34	77	43	46	24	89	10	9	5	3	29	54	24	3
	21%	17%	24%	17%	28%	20%	24%	14%	14%	21%	8%	16%	23%	36%	43%
Fragrances	110	25	85	65	27	18	76	16	14	4	5	30	52	18	5
	21%	12%	26%	26%	16%	15%	21%	22%	21%	17%	13%	17%	22%	27%	71%
Certain foods e.g. dairy products, nuts, eggs etc.	88	21	66	42	31	15	69	7	7	5	3	16	50	16	3
	17%	10%	20%	17%	19%	13%	19%	10%	11%	21%	8%	9%	21%	24%	43%
Grass	85	27	58	37	31	17	65	8	10	2	4	20	43	16	2
	16%	13%	18%	15%	19%	14%	18%	11%	15%	8%	10%	11%	18%	24%	29%
Exercise	78	29	48	47	24	7	57	9	12	0	6	12	43	16	1
	15%	14%	15%	19%	15%	6%	16%	12%	18%	0	15%	7%	18%	24%	14%
Alcohol	58	26	32	33	22	3	42	7	7	2	2	11	26	16	3
	11%	13%	10%	13%	13%	3%	11%	10%	11%	8%	5%	6%	11%	24%	43%
Cigarette smoke	48	14	34	25	18	5	36	6	5	1	0	5	28	14	1
	9%	7%	11%	10%	11%	4%	10%	8%	8%	4%	0	3%	12%	21%	14%
Don't know	49	26	23	17	7	25	33	5	8	3	4	26	18	1	0
	9%	13%	7%	7%	4%	21%	9%	7%	12%	13%	10%	15%	8%	2%	0
Net: Emotions	302	99	200	133	110	59	212	42	35	13	20	98	136	43	5
	57%	49%	62%	54%	67%	50%	58%	58%	53%	54%	50%	55%	57%	65%	71%

Who, if anyone, do you turn to for practical and emotional support to help you manage with your eczema?

	Gender		Age			Region				Severity by EASI score					
	Total	Male	Female	18-34	35-54	55+	England	Scotland	Wales	Northern Ireland	Almost clear (0,1-1)	Mild (1.1-7)	Moderate (7.1-21)	Severe (21.1-50)	Very severe (50.1-72)
Significance Level: 95%		a	b	a	b	c	a	b	c	*d	a	b	c	d	*e
Total	530	204	323	247	165	118	367	73	66	24	40	178	239	66	7
	100%	100%	100%	100%	100%	100%	100%	100%	100%	100%	100%	100%	100%	100%	100%
Stress	268	83	183	119	94	55	183	39	34	12	20	95	114	35	4
	51%	41%	57%	48%	57%	47%	50%	53%	52%	50%	50%	53%	48%	53%	57%
Certain shampoos, soaps and cosmetics	174	47	126	81	49	44	114	28	23	9	18	48	73	31	4
	33%	23%	39%	33%	30%	37%	31%	38%	35%	38%	45%	27%	31%	47%	57%
Seasonal changes in temperature	167	50	116	81	48	38	111	25	24	7	11	57	77	19	3
	32%	25%	36%	33%	29%	32%	30%	34%	36%	29%	28%	32%	32%	29%	43%
Fabrics/clothing	144	37	106	78	44	22	97	23	19	5	6	33	71	31	3
	27%	18%	33%	32%	27%	19%	26%	32%	29%	21%	15%	19%	30%	47%	43%
Cleaning products	136	31	105	62	46	28	97	16	15	8	8	33	69	21	5
	26%	15%	33%	25%	28%	24%	26%	22%	23%	33%	20%	19%	29%	32%	71%
Dust	115	37	78	53	42	20	82	17	15	1	3	26	56	27	3
	22%	18%	24%	21%	25%	17%	22%	23%	23%	4%	8%	15%	23%	41%	43%
Feeling sad or unhappy	113	34	77	43	46	24	89	10	9	5	3	29	54	24	3
	21%	17%	24%	17%	28%	20%	24%	14%	14%	21%	8%	16%	23%	36%	43%
Fragrances	110	25	85	65	27	18	76	16	14	4	5	30	52	18	5
	21%	12%	26%	26%	16%	15%	21%	22%	21%	17%	13%	17%	22%	27%	71%
Certain foods e.g. dairy products, nuts, eggs etc.	88	21	66	42	31	15	69	7	7	5	3	16	50	16	3
	17%	10%	20%	17%	19%	13%	19%	10%	11%	21%	8%	9%	21%	24%	43%
Grass	85	27	58	37	31	17	65	8	10	2	4	20	43	16	2
	16%	13%	18%	15%	19%	14%	18%	11%	15%	8%	10%	11%	18%	24%	29%
Exercise	78	29	48	47	24	7	57	9	12	0	6	12	43	16	1
	15%	14%	15%	19%	15%	6%	16%	12%	18%	0	15%	7%	18%	24%	14%
Alcohol	58	26	32	33	22	3	42	7	7	2	2	11	26	16	3
	11%	13%	10%	13%	13%	3%	11%	10%	11%	8%	5%	6%	11%	24%	43%
Cigarette smoke	48	14	34	25	18	5	36	6	5	1	0	5	28	14	1
	9%	7%	11%	10%	11%	4%	10%	8%	8%	4%	0	3%	12%	21%	14%
Don't know	49	26	23	17	7	25	33	5	8	3	4	26	18	1	0
	9%	13%	7%	7%	4%	21%	9%	7%	12%	13%	10%	15%	8%	2%	0
Net: Emotions	302	99	200	133	110	59	212	42	35	13	20	98	136	43	5
	57%	49%	62%	54%	67%	50%	58%	58%	53%	54%	50%	55%	57%	65%	71%

Who, if anyone, have you ever tried to keep your eczema hidden from?

	Total	Gender		Age			Region				Severity by EASI score				
		Male	Female	18-34	35-54	55+	England	Scotland	Wales	Northern Ireland	Almost clear (0.1-1)	Mild (1.1-7)	Moderate (7.1-21)	Severe (21.1-50)	Very severe (50.1-72)
Significance Level: 95%		a	b	a	b	c	a	b	c	*d	a	b	c	d	*e
Total	530	204	323	247	165	118	367	73	66	24	40	178	239	66	7
	100%	100%	100%	100%	100%	100%	100%	100%	100%	100%	100%	100%	100%	100%	100%
Friends	156	69	86	88	40	28	103	28	18	7	6	35	81	30	4
	29%	34%	27%	36%	24%	24%	28%	38%	27%	29%	15%	20%	34%	45%	57%
				bc									ab	ab	
Colleagues	135	49	84	70	36	29	91	21	16	7	8	36	67	22	2
	25%	24%	26%	28%	22%	25%	25%	29%	24%	29%	20%	20%	28%	33%	29%
														b	
Partner	111	43	68	68	32	11	74	14	18	5	4	20	62	20	5
	21%	21%	21%	28%	19%	9%	20%	19%	27%	21%	10%	11%	26%	30%	71%
				c	c								ab	ab	
Other family	94	42	51	48	33	13	73	7	9	5	0	20	51	21	2
	18%	21%	16%	19%	20%	11%	20%	10%	14%	21%	0	11%	21%	32%	29%
				c	c		b					a	ab	ab	
Children	84	36	48	47	28	9	68	7	7	2	2	12	46	21	3
	16%	18%	15%	19%	17%	8%	19%	10%	11%	8%	5%	7%	19%	32%	43%
				c	c								ab	abc	
Boss/Manager	75	25	49	38	20	17	49	5	16	5	4	21	37	11	2
	14%	12%	15%	15%	12%	14%	13%	7%	24%	21%	10%	12%	15%	17%	29%
								ab							
I have never tried to keep to eczema hidden	210	76	134	65	72	73	146	27	24	13	28	104	64	13	1
	40%	37%	41%	26%	44%	62%	40%	37%	36%	54%	70%	58%	27%	20%	14%
					a	ab					cd	cd			
Net: Family	211	83	127	123	67	21	152	26	25	8	6	41	120	39	5
	40%	41%	39%	50%	41%	18%	41%	36%	38%	33%	15%	23%	50%	59%	71%
				c	c								ab	ab	
Net Friends / colleagues / boss	218	90	126	124	57	37	147	35	27	9	10	52	114	38	4
	41%	44%	39%	50%	35%	31%	40%	48%	41%	38%	25%	29%	48%	58%	57%
				bc									ab	ab	



To what extent do you agree or disagree with the following statements about your close family and friends and eczema?

	Total	Gender		Age			Region				Severity by EASI score				
		Male	Female	18-34	35-54	55+	England	Scotland	Wales	Northern Ireland	Almost clear (0.1-1)	Mild (1.1-7)	Moderate (7.1-21)	Severe (21.1-50)	Very severe (50.1-72)
Significance Level: 95%		a	b	a	b	c	a	b	c	*d	a	b	c	d	*e
Total	530	204	323	247	165	118	367	73	66	24	40	178	239	66	7
	100%	100%	100%	100%	100%	100%	100%	100%	100%	100%	100%	100%	100%	100%	100%
My close family and friends fully understand how difficult and painful eczema can be	382	150	230	177	124	81	274	43	50	15	25	128	180	44	5
	72%	74%	71%	72%	75%	69%	75%	59%	76%	63%	63%	72%	75%	67%	71%
I don't need help from my close family or friends to cope with my eczema	382	158	222	169	118	95	266	49	49	18	31	150	154	41	6
	72%	77%	69%	68%	72%	81%	72%	67%	74%	75%	78%	84%	64%	62%	86%
Some of my close family and friends have eczema which means we can understand and support each other	324	134	189	169	96	59	231	41	38	14	19	106	158	38	3
	61%	66%	59%	68%	58%	50%	63%	56%	58%	58%	48%	60%	66%	58%	43%
				bc									a		

To what extent, if at all, has eczema negatively affected the following areas of your life?

	Gender		Age			Region				Severity by EASI score					
	Total	Male	Female	18-34	35-54	55+	England	Scotland	Wales	Northern Ireland	Almost clear (0.1-1)	Mild (1.1-7)	Moderate (7.1-21)	Severe (21.1-50)	Very severe (50.1-72)
Significance Level: 95%		a	b	a	b	c	a	b	c	*d	a	b	c	d	*e
Total	530	204	323	247	165	118	367	73	66	24	40	178	239	66	7
	100%	100%	100%	100%	100%	100%	100%	100%	100%	100%	100%	100%	100%	100%	100%
My mental health	391	147	241	209	122	60	265	57	50	19	18	116	189	61	7
	74%	72%	75%	85%	74%	51%	72%	78%	76%	79%	45%	65%	79%	92%	100%
My physical functioning	336	134	199	165	118	53	237	46	44	9	14	84	172	59	7
	63%	66%	62%	67%	72%	45%	65%	63%	67%	38%	35%	47%	72%	89%	100%
My social life (friends and activities)	325	133	189	160	113	52	225	47	42	11	10	81	172	55	7
	61%	65%	59%	65%	68%	44%	61%	64%	64%	46%	25%	46%	72%	83%	100%
My sexual intimacy e.g. avoiding being intimate with partner	314	127	187	167	101	46	218	47	40	9	13	79	159	56	7
	59%	62%	58%	68%	61%	39%	59%	64%	61%	38%	33%	44%	67%	85%	100%
My family life	294	120	174	146	102	46	212	37	36	9	9	70	157	51	7
	55%	59%	54%	59%	62%	39%	58%	51%	55%	38%	23%	39%	66%	77%	100%
My paid work and professional career e.g. taking time off work	260	101	158	138	94	28	191	33	29	7	8	60	135	50	7
	49%	50%	49%	56%	57%	24%	52%	45%	44%	29%	20%	34%	56%	76%	100%
My study and education e.g. missing classes or lectures	243	94	147	140	84	19	178	29	28	8	6	53	129	49	6
	46%	46%	46%	57%	51%	16%	49%	40%	42%	33%	15%	30%	54%	74%	86%

Which of the following, if any, has your eczema negatively influenced?

	Gender		Age			Region				Severity by EASI score					
	Total	Male	Female	18-34	35-54	55+	England	Scotland	Wales	Northern Ireland	Almost clear (0.1-1)	Mild (1.1-7)	Moderate (7.1-21)	Severe (21.1-50)	Very severe (50.1-72)
Significance Level: 95%		a	b	a	b	c	a	b	c	*d	a	b	c	d	*e
Total	530	204	323	247	165	118	367	73	66	24	40	178	239	66	7
	100%	100%	100%	100%	100%	100%	100%	100%	100%	100%	100%	100%	100%	100%	100%
My choice of hobbies and social activities	148	52	94	72	46	30	102	20	20	6	3	29	79	34	3
	28%	25%	29%	29%	28%	25%	28%	27%	30%	25%	8%	16%	33%	52%	43%
													ab	abc	
My thoughts on close relationships and intimacy	147	54	93	75	43	29	89	25	25	8	5	38	73	27	4
	28%	26%	29%	30%	26%	25%	24%	34%	38%	33%	13%	21%	31%	41%	57%
									a				ab	ab	
My levels of physical activity	134	47	85	59	50	25	91	21	16	6	4	33	68	27	2
	25%	23%	26%	24%	30%	21%	25%	29%	24%	25%	10%	19%	28%	41%	29%
													ab	ab	
My relationships with partners	112	44	68	54	42	16	74	18	17	3	3	21	60	24	4
	21%	22%	21%	22%	25%	14%	20%	25%	26%	13%	8%	12%	25%	36%	57%
					c								ab	ab	
My friendships	91	32	58	49	35	7	68	10	11	2	4	15	49	19	4
	17%	16%	18%	20%	21%	6%	19%	14%	17%	8%	10%	8%	21%	29%	57%
				c	c								b	ab	
My career decisions	77	30	45	45	25	7	57	8	10	2	4	13	35	22	3
	15%	15%	14%	18%	15%	6%	16%	11%	15%	8%	10%	7%	15%	33%	43%
				c	c								b	abc	
My thoughts and decisions about whether to have children	75	23	52	45	24	6	55	9	11	0	2	11	41	19	2
	14%	11%	16%	18%	15%	5%	15%	12%	17%	0	5%	6%	17%	29%	29%
				c	c								ab	abc	
My career progression	70	23	47	36	26	8	56	5	8	1	1	13	40	13	3
	13%	11%	15%	15%	16%	7%	15%	7%	12%	4%	3%	7%	17%	20%	43%
				c	c								ab	ab	
My educational opportunities	58	22	36	30	23	5	44	9	4	1	1	10	26	20	1
	11%	11%	11%	12%	14%	4%	12%	12%	6%	4%	3%	6%	11%	30%	14%
				c	c									abc	
None of the above	153	57	96	50	47	56	108	17	17	11	25	81	44	3	0
	29%	28%	30%	20%	28%	47%	29%	23%	26%	46%	63%	46%	18%	5%	0
						ab					cd	cd	d		

How often, if ever, do you feel the following as a result of your eczema?

	Total	Gender		Age			Region				Severity by EASI score				
		Male	Female	18-34	35-54	55+	England	Scotland	Wales	Northern Ireland	Almost clear (0.1-1)	Mild (1.1-7)	Moderate (7.1-21)	Severe (21.1-50)	Very severe (50.1-72)
Significance Level: 95%		a	b	a	b	c	a	b	c	*d	a	b	c	d	*e
Total	530	204	323	247	165	118	367	73	66	24	40	178	239	66	7
	100%	100%	100%	100%	100%	100%	100%	100%	100%	100%	100%	100%	100%	100%	100%
Self-conscious/embarrassed	452	175	274	225	140	87	309	67	55	21	23	138	221	63	7
	85%	86%	85%	91%	85%	74%	84%	92%	83%	88%	58%	78%	92%	95%	100%
				c	c							a	ab	ab	
Less confident	437	161	273	223	139	75	302	62	53	20	24	131	211	64	7
	82%	79%	85%	90%	84%	64%	82%	85%	80%	83%	60%	74%	88%	97%	100%
				c	c								ab	abc	
Envious of people with more typical skin	423	155	265	214	138	71	288	63	52	20	26	121	207	62	7
	80%	76%	82%	87%	84%	60%	78%	86%	79%	83%	65%	68%	87%	94%	100%
				c	c								ab	ab	
Anxious or nervous	419	161	255	210	140	69	287	61	53	18	18	120	212	62	7
	79%	79%	79%	85%	85%	58%	78%	84%	80%	75%	45%	67%	89%	94%	100%
				c	c							a	ab	ab	
Depressed or sad	405	154	248	200	135	70	285	55	50	15	18	110	209	61	7
	76%	75%	77%	81%	82%	59%	78%	75%	76%	63%	45%	62%	87%	92%	100%
				c	c								ab	ab	
Angry	392	143	246	200	130	62	278	52	47	15	18	102	201	64	7
	74%	70%	76%	81%	79%	53%	76%	71%	71%	63%	45%	57%	84%	97%	100%
				c	c								ab	abc	
Helpless	373	138	232	192	125	56	262	49	46	16	13	101	190	62	7
	70%	68%	72%	78%	76%	47%	71%	67%	70%	67%	33%	57%	79%	94%	100%
				c	c							a	ab	abc	
Lonely/socially isolated	352	133	217	185	125	42	250	46	42	14	10	90	184	61	7
	66%	65%	67%	75%	76%	36%	68%	63%	64%	58%	25%	51%	77%	92%	100%
				c	c								a	ab	abc
Like a stronger person	301	117	182	159	96	46	226	35	32	8	8	72	164	52	5
	57%	57%	56%	64%	58%	39%	62%	48%	48%	33%	20%	40%	69%	79%	71%
				c	c		bc					a	ab	ab	

Thinking about your experiences with other people, which of the following, if any, apply to you?

	Gender		Age			Region				Severity by EASI score					
	Total	Male	Female	18-34	35-54	55+	England	Scotland	Wales	Northern Ireland	Almost clear (0.1-1)	Mild (1.1-7)	Moderate (7.1-21)	Severe (21.1-50)	Very severe (50.1-72)
Significance Level: 95%		a	b	a	b	c	a	b	c	*d	a	b	c	d	*e
Total	530	204	323	247	165	118	367	73	66	24	40	178	239	66	7
	100%	100%	100%	100%	100%	100%	100%	100%	100%	100%	100%	100%	100%	100%	100%
Most people who are aware of my eczema treat me the same as everyone else	186	69	117	94	57	35	122	32	25	7	9	57	92	26	2
	35%	34%	36%	38%	35%	30%	33%	44%	38%	29%	23%	32%	38%	39%	29%
My eczema hasn't impacted my ability to make friends	171	72	98	71	48	52	119	22	19	11	16	66	69	18	2
	32%	35%	30%	29%	29%	44%	32%	30%	29%	46%	40%	37%	29%	27%	29%
I have been bullied in person because of my eczema	109	31	77	68	36	5	73	17	15	4	1	24	60	22	2
	21%	15%	24%	28%	22%	4%	20%	23%	23%	17%	3%	13%	25%	33%	29%
I think I have struggled to find someone who is attracted to me because of my eczema	96	37	58	56	29	11	72	10	12	2	2	18	56	18	2
	18%	18%	18%	23%	18%	9%	20%	14%	18%	8%	5%	10%	23%	27%	29%
I find people have low expectations of me because of my eczema	85	31	54	42	33	10	63	10	9	3	0	15	47	20	3
	16%	15%	17%	17%	20%	8%	17%	14%	14%	13%	0	8%	20%	30%	43%
I think many people treat me differently because of my eczema	80	27	51	38	32	10	63	10	6	1	2	9	49	18	2
	15%	13%	16%	15%	19%	8%	17%	14%	9%	4%	5%	5%	21%	27%	29%
Relationships have ended because of my eczema	60	24	36	28	26	6	46	4	8	2	3	10	34	11	2
	11%	12%	11%	11%	16%	5%	13%	5%	12%	8%	8%	6%	14%	17%	29%
I have been bullied online because of my eczema	48	14	34	35	10	3	36	5	7	0	1	11	19	16	1
	9%	7%	11%	14%	6%	3%	10%	7%	11%	0	3%	6%	8%	24%	14%
None of the above	83	37	46	22	24	37	56	11	9	7	13	42	24	4	0
	16%	18%	14%	9%	15%	31%	15%	15%	14%	29%	33%	24%	10%	6%	0
NET: Been bullied	142	42	99	92	42	8	96	22	20	4	2	33	70	34	3
	27%	21%	31%	37%	25%	7%	26%	30%	30%	17%	5%	19%	29%	52%	43%

Thinking about your working life and the need to take time off work due to eczema, which of the following, if any, apply to you?

	Gender		Age			Region				Severity by EASI score					
	Total	Male	Female	18-34	35-54	55+	England	Scotland	Wales	Northern Ireland	Almost clear (0.1-1)	Mild (1.1-7)	Moderate (7.1-21)	Severe (21.1-50)	Very severe (50.1-72)
Significance Level: 95%		a	b	a	b	c	a	b	c	*d	a	b	c	d	*e
Total	530	204	323	247	165	118	367	73	66	24	40	178	239	66	7
	100%	100%	100%	100%	100%	100%	100%	100%	100%	100%	100%	100%	100%	100%	100%
My eczema had no impact on my career	187	63	124	90	53	44	120	27	30	10	13	71	82	21	0
	35%	31%	38%	36%	32%	37%	33%	37%	45%	42%	33%	40%	34%	32%	0
								a							
I think I have had the same career with opportunities with eczema that I would have had without it	124	54	67	65	37	22	83	23	13	5	8	28	65	21	2
	23%	26%	21%	26%	22%	19%	23%	32%	20%	21%	20%	16%	27%	32%	29%
													b	b	
I think I have been overlooked for a promotion	71	29	41	37	23	11	60	5	5	1	2	10	42	13	4
	13%	14%	13%	15%	14%	9%	16%	7%	8%	4%	5%	6%	18%	20%	57%
							b						ab	ab	
I worry I will lose my job	64	29	35	36	20	8	46	9	7	2	4	9	29	21	1
	12%	14%	11%	15%	12%	7%	13%	12%	11%	8%	10%	5%	12%	32%	14%
				c									b	abc	
I have previously lost a job	50	26	24	28	21	1	38	6	5	1	0	8	25	14	3
	9%	13%	7%	11%	13%	1%	10%	8%	8%	4%	0	4%	10%	21%	43%
		b		c	c								ab	abc	
I have lost wages	44	19	25	25	18	1	27	7	8	2	2	3	23	13	3
	8%	9%	8%	10%	11%	1%	7%	10%	12%	8%	5%	2%	10%	20%	43%
				c	c								b	abc	
I have received a warning at work	33	15	18	25	6	2	24	5	3	1	1	5	18	6	3
	6%	7%	6%	10%	4%	2%	7%	7%	5%	4%	3%	3%	8%	9%	43%
				bc									b	b	
None of the above	136	50	86	46	46	44	96	18	16	6	19	63	48	5	1
	26%	25%	27%	19%	28%	37%	26%	25%	24%	25%	48%	35%	20%	8%	14%
				a	a						cd	cd	d		
Net: Any impact on career	151	68	82	87	50	14	113	17	17	4	4	24	85	32	6
	28%	33%	25%	35%	30%	12%	31%	23%	26%	17%	10%	13%	36%	48%	86%
		b		c	c								ab	ab	

You mentioned you have lost wages due to eczema, approximately how much money in wages have you lost during your working life?

	Gender		Age			Region				Severity by EASI score					
	Total	Male	Female	18-34	35-54	55+	England	Scotland	Wales	Northern Ireland	Almost clear (0.1-1)	Mild (1.1-7)	Moderate (7.1-21)	Severe (21.1-50)	Very severe (50.1-72)
Significance Level: 95%		*a	*b	*a	*b	*c	*a	*b	*c	*d	*a	*b	*c	*d	*e
Total	44	19	25	25	18	1	27	7	8	2	2	3	23	13	3
	100%	100%	100%	100%	100%	100%	100%	100%	100%	100%	100%	100%	100%	100%	100%
£1-£999 (500.0)	6	2	4	3	3	0	3	1	1	1	1	0	3	2	0
	14%	11%	16%	12%	17%	0	11%	14%	13%	50%	50%	0	13%	15%	0
£1,000-£4,999 (2999.5)	7	2	5	1	5	1	5	1	1	0	0	2	4	1	0
	16%	11%	20%	4%	28%	100%	19%	14%	13%	0	0	67%	17%	8%	0
£5,000-£9,999 (7499.5)	8	1	7	7	1	0	5	2	1	0	0	0	5	2	1
	18%	5%	28%	28%	6%	0	19%	29%	13%	0	0	0	22%	15%	33%
£10,000-£14,999 (12499.5)	8	4	4	7	1	0	3	1	3	1	0	0	7	1	0
	18%	21%	16%	28%	6%	0	11%	14%	38%	50%	0	0	30%	8%	0
£15,000- £19,999 (17499.5)	8	6	2	5	3	0	5	1	2	0	0	0	2	5	1
	18%	32%	8%	20%	17%	0	19%	14%	25%	0	0	0	9%	38%	33%
£20,000+ (25000.0)	4	2	2	1	3	0	3	1	0	0	0	1	1	2	0
	9%	11%	8%	4%	17%	0	11%	14%	0	0	0	33%	4%	15%	0
Don't know	3	2	1	1	2	0	3	0	0	0	1	0	1	0	1
	7%	11%	4%	4%	11%	0	11%	0	0	0	50%	0	4%	0	33%
Base for stats	41	17	24	24	16	1	24	7	8	2	1	3	22	13	2

In the last year, who out of the following list of healthcare professionals, if anyone, have you consulted about your eczema?

	Total	Gender		Age			Region				Severity by EASI score				
		Male	Female	18-34	35-54	55+	England	Scotland	Wales	Northern Ireland	Almost clear (0.1-1)	Mild (1.1-7)	Moderate (7.1-21)	Severe (21.1-50)	Very severe (50.1-72)
Significance Level: 95%		a	b	a	b	c	a	b	c	*d	a	b	c	d	*e
Total	530	204	323	247	165	118	367	73	66	24	40	178	239	66	7
	100%	100%	100%	100%	100%	100%	100%	100%	100%	100%	100%	100%	100%	100%	100%
GP	264	94	170	107	85	72	177	41	31	15	16	94	119	32	3
	50%	46%	53%	43%	52%	61%	48%	56%	47%	63%	40%	53%	50%	48%	43%
						a									
An NHS dermatologist	117	45	72	52	38	27	79	13	19	6	3	34	52	25	3
	22%	22%	22%	21%	23%	23%	22%	18%	29%	25%	8%	19%	22%	38%	43%
												a		abc	
A pharmacist	115	45	69	60	34	21	68	22	18	7	4	33	54	20	4
	22%	22%	21%	24%	21%	18%	19%	30%	27%	29%	10%	19%	23%	30%	57%
								a						ab	
A nurse	91	29	61	45	26	20	65	10	13	3	1	14	59	13	4
	17%	14%	19%	18%	16%	17%	18%	14%	20%	13%	3%	8%	25%	20%	57%
												ab		ab	
An independent A&E or out-of-hours service worker e.g. a pharmacy out of hours service worker	60	22	38	40	16	4	50	4	4	2	0	4	37	15	4
	11%	11%	12%	16%	10%	3%	14%	5%	6%	8%	0	2%	15%	23%	57%
				c	c								ab	ab	
A private dermatologist	57	15	42	35	18	4	45	3	6	3	3	13	25	13	3
	11%	7%	13%	14%	11%	3%	12%	4%	9%	13%	8%	7%	10%	20%	43%
			a	c	c		b							bc	
An NHS A&E or out-of-hours service worker	38	14	23	26	8	4	29	7	2	0	2	6	19	10	1
	7%	7%	7%	11%	5%	3%	8%	10%	3%	0	5%	3%	8%	15%	14%
				bc										b	
Telephone support worker (e.g. NHS 111/NHS 24)	36	15	21	24	9	3	25	2	8	1	1	4	25	6	0
	7%	7%	7%	10%	5%	3%	7%	3%	12%	4%	3%	2%	10%	9%	0
				c					b					b	
I have not consulted a healthcare professional about my eczema in the last year	80	34	45	34	20	26	58	12	6	4	16	36	23	5	0
	15%	17%	14%	14%	12%	22%	16%	16%	9%	17%	40%	20%	10%	8%	0
						ab					bcd	cd			
Net: Any	450	170	278	213	145	92	309	61	60	20	24	142	216	61	7
	85%	83%	86%	86%	88%	78%	84%	84%	91%	83%	60%	80%	90%	92%	100%
				c	c							a	ab	ab	



You mentioned you have not consulted a healthcare professional about your eczema in the last year. Which of the following statements, if any, are reasons for this?

	Gender		Age			Region				Severity by EASI score					
	Total	Male	Female	18-34	35-54	55+	England	Scotland	Wales	Northern Ireland	Almost clear (0.1-1)	Mild (1.1-7)	Moderate (7.1-21)	Severe (21.1-50)	Very severe (50.1-72)
Significance Level: 95%		a	b	a	*b	*c	a	*b	*c	*d	*a	b	*c	*d	*e
Total	80	34	45	34	20	26	58	12	6	4	16	36	23	5	0
	100%	100%	100%	100%	100%	100%	100%	100%	100%	100%	100%	100%	100%	100%	0
My symptoms were not bad enough	51	21	30	21	9	21	39	6	3	3	14	26	10	1	0
	64%	62%	67%	62%	45%	81%	67%	50%	50%	75%	88%	72%	43%	20%	0
I did not want to waste the healthcare professional's time	14	4	10	6	4	4	10	2	1	1	3	6	3	2	0
	18%	12%	22%	18%	20%	15%	17%	17%	17%	25%	19%	17%	13%	40%	0
I did not believe a healthcare professional could help	12	5	7	5	5	2	8	2	1	1	2	3	4	3	0
	15%	15%	16%	15%	25%	8%	14%	17%	17%	25%	13%	8%	17%	60%	0
I did not want a patient who needs a consultation more than me to miss out because of my appointment	9	4	4	5	1	3	8	0	1	0	1	4	2	2	0
	11%	12%	9%	15%	5%	12%	14%	0	17%	0	6%	11%	9%	40%	0
I have been previously unsatisfied by the care I have received by healthcare professionals for my eczema	7	4	3	2	3	2	4	1	1	1	0	1	5	1	0
	9%	12%	7%	6%	15%	8%	7%	8%	17%	25%	0	3%	22%	20%	0
I was worried about contracting Covid-19	7	4	2	1	3	3	5	1	0	1	0	4	2	1	0
	9%	12%	4%	3%	15%	12%	9%	8%	0	25%	0	11%	9%	20%	0
I did not enquire because the waiting times are usually too long	3	1	1	2	1	0	1	0	1	1	0	2	1	0	0
	4%	3%	2%	6%	5%	0	2%	0	17%	25%	0	6%	4%	0	0
I did enquire, but the waiting times were too long	1	1	0	1	0	0	1	0	0	0	0	0	1	0	0
	1%	3%	0	3%	0	0	2%	0	0	0	0	0	4%	0	0
I tried to book an appointment, but was unable to	1	1	0	0	0	1	0	1	0	0	0	0	1	0	0
	1%	3%	0	0	0	4%	0	8%	0	0	0	0	4%	0	0
None of the above	14	4	10	6	6	2	6	4	3	1	1	7	6	0	0
	18%	12%	22%	18%	30%	8%	10%	33%	50%	25%	6%	19%	26%	0	0

You mentioned you have only consulted a healthcare professional once about your eczema in the last year. Which of the following statements, if any, are reasons for this?

	Gender		Age			Region				Severity by EASI score					
	Total	Male	Female	18-34	35-54	55+	England	Scotland	Wales	Northern Ireland	Almost clear (0.1-1)	Mild (1.1-7)	Moderate (7.1-21)	Severe (21.1-50)	Very severe (50.1-72)
Significance Level: 95%		*a	b	a	*b	*c	a	*b	*c	*d	*a	b	*c	*d	*e
Total	80	27	52	37	27	16	51	12	15	2	12	41	22	4	1
	100%	100%	100%	100%	100%	100%	100%	100%	100%	100%	100%	100%	100%	100%	100%
I did not require any further treatment after my first appointment	22	7	15	8	9	5	12	3	6	1	5	11	6	0	0
	28%	26%	29%	22%	33%	31%	24%	25%	40%	50%	42%	27%	27%	0	0
My symptoms were not bad enough	21	9	12	8	7	6	16	1	2	2	5	10	5	1	0
	26%	33%	23%	22%	26%	38%	31%	8%	13%	100%	42%	24%	23%	25%	0
I did not want to waste the healthcare professional's time	16	3	13	8	5	3	11	2	2	1	2	11	3	0	0
	20%	11%	25%	22%	19%	19%	22%	17%	13%	50%	17%	27%	14%	0	0
I did enquire about booking more appointments, but the waiting times were too long	7	2	5	4	3	0	3	2	2	0	0	3	2	1	1
	9%	7%	10%	11%	11%	0	6%	17%	13%	0	0	7%	9%	25%	100%
I was worried about contracting Covid-19	7	1	6	5	1	1	6	0	1	0	0	3	3	1	0
	9%	4%	12%	14%	4%	6%	12%	0	7%	0	0	7%	14%	25%	0
I tried to book more appointments, but was unable to	6	3	3	4	2	0	4	2	0	0	1	1	2	2	0
	8%	11%	6%	11%	7%	0	8%	17%	0	0	8%	2%	9%	50%	0
I have previously felt unsatisfied with the care I have received from healthcare professionals for my eczema	5	2	3	3	2	0	3	1	1	0	0	4	1	0	0
	6%	7%	6%	8%	7%	0	6%	8%	7%	0	0	10%	5%	0	0
I did not believe a healthcare professional could be of help	3	1	2	2	1	0	2	1	0	0	0	1	2	0	0
	4%	4%	4%	5%	4%	0	4%	8%	0	0	0	2%	9%	0	0
I did not want a patient who needs a consultation more than me to miss out because of my appointment	3	0	3	3	0	0	0	1	1	1	0	1	2	0	0
	4%	0	6%	8%	0	0	0	8%	7%	50%	0	2%	9%	0	0
I did not enquire about booking more appointments because the waiting times are usually too long	2	0	1	1	1	0	1	0	1	0	0	0	2	0	0
	3%	0	2%	3%	4%	0	2%	0	7%	0	0	0	9%	0	0
None of the above	10	4	6	3	3	4	6	2	2	0	2	6	2	0	0
	13%	15%	12%	8%	11%	25%	12%	17%	13%	0	17%	15%	9%	0	0

On the last occasion you were referred to a dermatologist by your GP, how long did you have to wait for the appointment with the dermatologist?

	Total	Gender		Age			Region				Severity by EASI score				
		Male	Female	18-34	35-54	55+	England	Scotland	Wales	Northern Ireland	Almost clear (0.1-1)	Mild (1.1-7)	Moderate (7.1-21)	Severe (21.1-50)	Very severe (50.1-72)
Significance Level: 95%		a	b	a	b	c	a	b	c	*d	a	b	c	d	*e
Total	530	204	323	247	165	118	367	73	66	24	40	178	239	66	7
	100%	100%	100%	100%	100%	100%	100%	100%	100%	100%	100%	100%	100%	100%	100%
Less than a month	64	33	31	30	18	16	48	7	7	2	5	21	31	5	2
	12%	16%	10%	12%	11%	14%	13%	10%	11%	8%	13%	12%	13%	8%	29%
		b													
Between 1 - 3 months	129	39	89	68	40	21	97	15	12	5	6	36	72	14	1
	24%	19%	28%	28%	24%	18%	26%	21%	18%	21%	15%	20%	30%	21%	14%
			a	c									ab		
Between 4 - 6 months	112	50	62	57	43	12	80	15	13	4	3	35	45	26	3
	21%	25%	19%	23%	26%	10%	22%	21%	20%	17%	8%	20%	19%	39%	43%
				c	c									abc	
Between 7 - 12 months	51	18	33	27	16	8	31	7	9	4	1	8	32	9	1
	10%	9%	10%	11%	10%	7%	8%	10%	14%	17%	3%	4%	13%	14%	14%
													ab	b	
More than a year	24	9	14	10	11	3	16	4	3	1	2	8	10	4	0
	5%	4%	4%	4%	7%	3%	4%	5%	5%	4%	5%	4%	4%	6%	0
I have not been referred	123	46	76	45	30	48	75	20	20	8	18	62	37	6	0
	23%	23%	24%	18%	18%	41%	20%	27%	30%	33%	45%	35%	15%	9%	0
						ab					cd	cd			
Don't know	27	9	18	10	7	10	20	5	2	0	5	8	12	2	0
	5%	4%	6%	4%	4%	8%	5%	7%	3%	0	13%	4%	5%	3%	0
Net: Been referred	380	149	229	192	128	60	272	48	44	16	17	108	190	58	7
	72%	73%	71%	78%	78%	51%	74%	66%	67%	67%	43%	61%	79%	88%	100%
				c	c							a	ab	ab	
Net: A month or more	316	116	198	162	110	44	224	41	37	14	12	87	159	53	5
	60%	57%	61%	66%	67%	37%	61%	56%	56%	58%	30%	49%	67%	80%	71%
				c	c							a	ab	abc	
Net: More than three months	187	77	109	94	70	23	127	26	25	9	6	51	87	39	4
	35%	38%	34%	38%	42%	19%	35%	36%	38%	38%	15%	29%	36%	59%	57%
				c	c								a	abc	

Do you have a written care plan for your eczema, explaining what you should do if your eczema gets worse or flares?

	Total	Gender		Age			Region				Severity by EASI score				
		Male	Female	18-34	35-54	55+	England	Scotland	Wales	Northern Ireland	Almost clear (0.1-1)	Mild (1.1-7)	Moderate (7.1-21)	Severe (21.1-50)	Very severe (50.1-72)
Significance Level: 95%		a	b	a	b	c	a	b	c	*d	a	b	c	d	*e
Total	530	204	323	247	165	118	367	73	66	24	40	178	239	66	7
	100%	100%	100%	100%	100%	100%	100%	100%	100%	100%	100%	100%	100%	100%	100%
Yes	187	73	113	106	55	26	139	20	20	8	5	46	96	35	5
	35%	36%	35%	43%	33%	22%	38%	27%	30%	33%	13%	26%	40%	53%	71%
No	318	124	192	126	104	88	207	51	45	15	35	123	129	29	2
	60%	61%	59%	51%	63%	75%	56%	70%	68%	63%	88%	69%	54%	44%	29%
Don't know	25	7	18	15	6	4	21	2	1	1	0	9	14	2	0
	5%	3%	6%	6%	4%	3%	6%	3%	2%	4%	0	5%	6%	3%	0

Which of these medical treatments, if any, have you used in the past three months?

	Gender		Age			Region				Severity by EASI score					
	Total	Male	Female	18-34	35-54	55+	England	Scotland	Wales	Northern Ireland	Almost clear (0.1-1)	Mild (1.1-7)	Moderate (7.1-21)	Severe (21.1-50)	Very severe (50.1-72)
Significance Level: 95%		a	b	a	b	c	a	b	c	*d	a	b	c	d	*e
Total	530	204	323	247	165	118	367	73	66	24	40	178	239	66	7
	100%	100%	100%	100%	100%	100%	100%	100%	100%	100%	100%	100%	100%	100%	100%
Topical corticosteroids (steroids creams or ointments)	255	94	160	105	80	70	176	36	33	10	17	87	118	30	3
	48%	46%	50%	43%	48%	59%	48%	49%	50%	42%	43%	49%	49%	45%	43%
Emollients	216	76	140	78	74	64	144	33	28	11	17	77	92	28	2
	41%	37%	43%	32%	45%	54%	39%	45%	42%	46%	43%	43%	38%	42%	29%
Topical calcineurin inhibitors (non-steroid creams or ointments)	124	46	77	54	38	32	90	12	15	7	0	32	70	20	2
	23%	23%	24%	22%	23%	27%	25%	16%	23%	29%	0	18%	29%	30%	29%
Bandages and wet wraps	91	32	58	54	28	9	63	13	14	1	3	13	48	26	1
	17%	16%	18%	22%	17%	8%	17%	18%	21%	4%	8%	7%	20%	39%	14%
Immunosuppressive medicines (taken orally or by injection)	68	24	44	42	18	8	49	10	7	2	1	10	33	21	3
	13%	12%	14%	17%	11%	7%	13%	14%	11%	8%	3%	6%	14%	32%	43%
Biologic medicines	67	31	36	37	22	8	48	8	8	3	3	14	32	16	2
	13%	15%	11%	15%	13%	7%	13%	11%	12%	13%	8%	8%	13%	24%	29%
Phototherapy	46	23	23	29	14	3	33	7	6	0	1	8	23	12	2
	9%	11%	7%	12%	8%	3%	9%	10%	9%	0	3%	4%	10%	18%	29%
I am not using any treatments	38	14	23	23	11	4	22	10	3	3	11	14	12	1	0
	7%	7%	7%	9%	7%	3%	6%	14%	5%	13%	28%	8%	5%	2%	0
Net: Using treatments	492	190	300	224	154	114	345	63	63	21	29	164	227	65	7
	93%	93%	93%	91%	93%	97%	94%	86%	95%	88%	73%	92%	95%	98%	100%
						a	b					a	a	a	

To what extent do you agree or disagree with each of the following statements?

	Total	Options					Net: Agree	Net: Disagree
		Strongly agree	Tend to agree	Tend to disagree	Strongly disagree	Don't know		
Significance Level: 95%		*a	*b	*c	*d	*e	*f	*g
I always follow the advice of healthcare professionals when it comes to my eczema	530	139	262	81	25	23	401	106
	100%	26%	49%	15%	5%	4%	76%	20%
Healthcare professionals take my eczema seriously enough	530	101	260	101	41	27	361	142
	100%	19%	49%	19%	8%	5%	68%	27%
Healthcare professionals provide clear information about how to treat eczema	530	114	237	117	39	23	351	156
	100%	22%	45%	22%	7%	4%	66%	29%
Healthcare professionals fully understand the impact eczema has on my mental well-being	530	92	223	125	47	43	315	172
	100%	17%	42%	24%	9%	8%	59%	32%
I have been by asked by healthcare professionals which treatment I prefer to use	530	90	201	121	77	41	291	198
	100%	17%	38%	23%	15%	8%	55%	37%
I am normally unable to access the appropriate healthcare professional to treat my eczema (e.g. my GP where appropriate, a dermatologist where appropriate etc.)	530	81	175	152	80	42	256	232
	100%	15%	33%	29%	15%	8%	48%	44%
I do not have confidence in the abilities of healthcare professionals to treat my eczema	530	80	143	159	125	23	223	284
	100%	15%	27%	30%	24%	4%	42%	54%
I am unsatisfied with the level of care I have received from healthcare professionals for my eczema	530	80	129	155	137	29	209	292
	100%	15%	24%	29%	26%	5%	39%	55%
I feel let down by healthcare professionals when it comes to my eczema	530	67	139	154	141	29	206	295
	100%	13%	26%	29%	27%	5%	39%	56%

To what extent do you agree or disagree with each of the following statements?

	Gender		Age			Region				Severity by EASI score					
	Total	Male	Female	18-34	35-54	55+	England	Scotland	Wales	Northern Ireland	Almost clear (0.1-1)	Mild (1.1-7)	Moderate (7.1-21)	Severe (21.1-50)	Very severe (50.1-72)
Significance Level: 95%		a	b	a	b	c	a	b	c	*d	a	b	c	d	*e
Total	530	204	323	247	165	118	367	73	66	24	40	178	239	66	7
	100%	100%	100%	100%	100%	100%	100%	100%	100%	100%	100%	100%	100%	100%	100%
I always follow the advice of healthcare professionals when it comes to my eczema	401	154	245	173	125	103	279	50	52	20	32	134	182	47	6
	76%	75%	76%	70%	76%	87%	76%	68%	79%	83%	80%	75%	76%	71%	86%
Healthcare professionals take my eczema seriously enough	361	144	216	158	108	95	244	46	49	22	30	125	160	42	4
	68%	71%	67%	64%	65%	81%	66%	63%	74%	92%	75%	70%	67%	64%	57%
Healthcare professionals provide clear information about how to treat eczema	351	138	210	155	107	89	243	45	46	17	27	117	163	39	5
	66%	68%	65%	63%	65%	75%	66%	62%	70%	71%	68%	66%	68%	59%	71%
Healthcare professionals fully understand the impact eczema has on my mental well-being	315	131	183	139	98	78	213	44	41	17	22	112	140	36	5
	59%	64%	57%	56%	59%	66%	58%	60%	62%	71%	55%	63%	59%	55%	71%
I have been by asked by healthcare professionals which treatment I prefer to use	291	109	181	140	100	51	200	41	36	14	19	86	140	41	5
	55%	53%	56%	57%	61%	43%	54%	56%	55%	58%	48%	48%	59%	62%	71%
I am normally unable to access the appropriate healthcare professional to treat my eczema (e.g. my GP where appropriate, a dermatologist where appropriate etc.)	256	101	155	128	81	47	174	33	36	13	11	80	128	32	5
	48%	50%	48%	52%	49%	40%	47%	45%	55%	54%	28%	45%	54%	48%	71%
I do not have confidence in the abilities of healthcare professionals to treat my eczema	223	89	133	109	80	34	160	26	28	9	6	63	108	42	4
	42%	44%	41%	44%	48%	29%	44%	36%	42%	38%	15%	35%	45%	64%	57%
I am unsatisfied with the level of care I have received from healthcare professionals for my eczema	209	81	128	108	72	29	148	23	29	9	5	54	108	36	6
	39%	40%	40%	44%	44%	25%	40%	32%	44%	38%	13%	30%	45%	55%	86%
I feel let down by healthcare professionals when it comes to my eczema	206	85	121	108	73	25	147	25	26	8	6	50	109	34	7
	39%	42%	37%	44%	44%	21%	40%	34%	39%	33%	15%	28%	46%	52%	100%

How often, if ever, do you have difficulty obtaining the following treatments on NHS prescription from your healthcare professional when you need them to manage your eczema?

	Total	Frequency								
		All the time or nearly all the time	Most of the time	Occasion-ally	Hardly ever	Never	I have not been prescribed this treat-ment	Don't know	Net Ever	Net Often
Significance Level: 95%		*a	*b	*c	*d	*e	*f	*g	*h	*i
Topical corticosteroids (steroids creams or ointments)	530	71	102	126	73	105	44	9	372	173
	100%	13%	19%	24%	14%	20%	8%	2%	70%	33%
Emollients	530	52	103	117	57	118	67	16	329	155
	100%	10%	19%	22%	11%	22%	13%	3%	62%	29%
Topical calcineurin inhibitors (non-steroid creams or ointments)	530	50	80	118	79	70	112	21	327	130
	100%	9%	15%	22%	15%	13%	21%	4%	62%	25%
Bandages and wet wraps	530	35	58	104	62	91	166	14	259	93
	100%	7%	11%	20%	12%	17%	31%	3%	49%	18%
Biologic medicines	530	33	76	87	58	80	172	24	254	109
	100%	6%	14%	16%	11%	15%	32%	5%	48%	21%
Immunosuppressive medicines (oral or injections)	530	26	68	77	62	97	191	9	233	94
	100%	5%	13%	15%	12%	18%	36%	2%	44%	18%
Phototherapy	530	23	61	64	67	94	197	24	215	84
	100%	4%	12%	12%	13%	18%	37%	5%	41%	16%



To the best of your knowledge, has an NHS doctor ever talked to you about accessing emotional and psychological services (e.g. counselling) to support you in coping with the impact of eczema on your mental health?

	Gender		Age			Region				Severity by EASI score					
	Total	Male	Female	18-34	35-54	55+	England	Scotland	Wales	Northern Ireland	Almost clear (0.1-1)	Mild (1.1-7)	Moderate (7.1-21)	Severe (21.1-50)	Very severe (50.1-72)
Significance Level: 95%		a	b	a	b	c	a	b	c	*d	a	b	c	d	*e
Total	530	204	323	247	165	118	367	73	66	24	40	178	239	66	7
	100%	100%	100%	100%	100%	100%	100%	100%	100%	100%	100%	100%	100%	100%	100%
Yes, within the last year	102	41	61	57	37	8	72	11	14	5	1	22	54	20	5
	19%	20%	19%	23%	22%	7%	20%	15%	21%	21%	3%	12%	23%	30%	71%
Yes, more than a year ago	127	57	68	68	39	20	99	16	11	1	6	21	75	23	2
	24%	28%	21%	28%	24%	17%	27%	22%	17%	4%	15%	12%	31%	35%	29%
No	284	103	180	112	84	88	185	41	40	18	31	128	103	22	0
	54%	50%	56%	45%	51%	75%	50%	56%	61%	75%	78%	72%	43%	33%	0
Don't know	17	3	14	10	5	2	11	5	1	0	2	7	7	1	0
	3%	1%	4%	4%	3%	2%	3%	7%	2%	0	5%	4%	3%	2%	0
Net: Yes	229	98	129	125	76	28	171	27	25	6	7	43	129	43	7
	43%	48%	40%	51%	46%	24%	47%	37%	38%	25%	18%	24%	54%	65%	100%
				c	c								ab	ab	

Which emotional or psychological support services, if any, have you ever been offered by an NHS doctor because of your eczema?

	Gender		Age			Region				Severity by EASI score					
	Total	Male	Female	18-34	35-54	55+	England	Scotland	Wales	Northern Ireland	Almost clear (0.1-1)	Mild (1.1-7)	Moderate (7.1-21)	Severe (21.1-50)	Very severe (50.1-72)
Significance Level: 95%		a	b	a	b	c	a	b	c	*d	a	b	c	d	*e
Total	530	204	323	247	165	118	367	73	66	24	40	178	239	66	7
	100%	100%	100%	100%	100%	100%	100%	100%	100%	100%	100%	100%	100%	100%	100%
Counselling sessions	110	50	59	62	38	10	76	16	16	2	1	26	55	25	3
	21%	25%	18%	25%	23%	8%	21%	22%	24%	8%	3%	15%	23%	38%	43%
				c	c							a	ab	abc	
Psychotherapy	65	26	39	41	18	6	50	7	7	1	5	12	26	20	2
	12%	13%	12%	17%	11%	5%	14%	10%	11%	4%	13%	7%	11%	30%	29%
				c	c									abc	
Psychodermatology	61	28	32	42	17	2	43	3	12	3	1	10	33	15	2
	12%	14%	10%	17%	10%	2%	12%	4%	18%	13%	3%	6%	14%	23%	29%
				c	c				b				ab	ab	
Habit reversal therapy	58	27	31	34	20	4	51	4	3	0	0	7	39	9	3
	11%	13%	10%	14%	12%	3%	14%	5%	5%	0	0	4%	16%	14%	43%
				c	c		bc						ab	ab	
Other	0	0	0	0	0	0	0	0	0	0	0	0	0	0	0
	0	0	0	0	0	0	0	0	0	0	0	0	0	0	0
I have never been offered an emotional or psychological support service by an NHS doctor because of my eczema	307	108	198	116	94	97	201	49	38	19	34	133	117	22	1
	58%	53%	61%	47%	57%	82%	55%	67%	58%	79%	85%	75%	49%	33%	14%
					a	ab					cd	cd	d		
Net: Any	223	96	125	131	71	21	166	24	28	5	6	45	122	44	6
	42%	47%	39%	53%	43%	18%	45%	33%	42%	21%	15%	25%	51%	67%	86%
				bc	c								ab	abc	

Thinking about your child’s eczema over the last four weeks, how would you rate the following symptoms?

	Gender of child		Child age				Region				Severity by EASI score					
	Total	Boy	Girl	0	1-5	6-10	11-16	England	Scotland	Wales	Northern Ireland	Almost clear (0.1-1)	Mild (1.1-7)	Moderate (7.1-21)	Severe (21.1-50)	Very severe (50.1-72)
Significance Level: 95%		a	b	*a	b	c	d	a	b	c	*d	*a	b	c	d	*e
Total	522	263	252	12	185	153	172	396	53	50	23	9	177	287	48	1
	100%	100%	100%	100%	100%	100%	100%	100%	100%	100%	100%	100%	100%	100%	100%	100%
Dry or rough skin	503	256	240	12	179	145	167	380	51	49	23	9	166	281	46	1
	96%	97%	95%	100%	97%	95%	97%	96%	96%	98%	100%	100%	94%	98%	96%	100%
														b		
Itchy skin	497	251	239	10	171	148	168	376	49	49	23	7	167	275	47	1
	95%	95%	95%	83%	92%	97%	98%	95%	92%	98%	100%	78%	94%	96%	98%	100%
							b									
Flaking skin	446	221	219	10	156	126	154	343	43	42	18	7	143	253	42	1
	85%	84%	87%	83%	84%	82%	90%	87%	81%	84%	78%	78%	81%	88%	88%	100%
														b		
Cracked skin	439	222	210	9	155	129	146	331	47	42	19	4	122	266	46	1
	84%	84%	83%	75%	84%	84%	85%	84%	89%	84%	83%	44%	69%	93%	96%	100%
														b	b	
Bleeding skin	317	167	145	5	116	97	99	250	29	25	13	2	70	200	44	1
	61%	63%	58%	42%	63%	63%	58%	63%	55%	50%	57%	22%	40%	70%	92%	100%
														b	bc	
Skin weeping or oozing clear fluid	273	141	128	4	87	87	95	209	27	27	10	1	56	178	37	1
	52%	54%	51%	33%	47%	57%	55%	53%	51%	54%	43%	11%	32%	62%	77%	100%
														b	bc	

## Eczema Unmasked

To the best of your knowledge, which, if any, of the following does your child experience as a result of their eczema, to the point it significantly reduces their quality of life?

	Gender of child		Child age				Region				Severity by EASI score					
	Total	Boy	Girl	0	1-5	6-10	11-16	England	Scotland	Wales	Northern Ireland	Almost clear (0.1-1)	Mild (1.1-7)	Moderate (7.1-21)	Severe (21.1-50)	Very severe (50.1-72)
Significance Level: 95%		a	b	*a	b	c	d	a	b	c	*d	*a	b	c	d	*e
Total	524	265	252	12	185	154	173	398	53	50	23	9	179	287	48	1
	100%	100%	100%	100%	100%	100%	100%	100%	100%	100%	100%	100%	100%	100%	100%	100%
Worrying about their eczema flaring or getting worse	200	94	106	1	54	66	79	157	21	13	9	0	60	120	20	0
	38%	35%	42%	8%	29%	43%	46%	39%	40%	26%	39%	0	34%	42%	42%	0
						b	b									
Feeling self-conscious	195	97	96	1	44	59	91	150	21	15	9	1	53	121	20	0
	37%	37%	38%	8%	24%	38%	53%	38%	40%	30%	39%	11%	30%	42%	42%	0
						b	bc							b		
Ongoing skincare regime	182	87	93	2	65	47	68	136	22	13	11	2	52	105	22	1
	35%	33%	37%	17%	35%	31%	39%	34%	42%	26%	48%	22%	29%	37%	46%	100%
															b	
Difficulty sleeping/feeling tired	158	80	77	2	46	57	53	124	17	13	4	0	29	105	23	1
	30%	30%	31%	17%	25%	37%	31%	31%	32%	26%	17%	0	16%	37%	48%	100%
						b									b	
Low self esteem	132	72	57	2	32	34	64	111	8	9	4	0	33	77	22	0
	25%	27%	23%	17%	17%	22%	37%	28%	15%	18%	17%	0	18%	27%	46%	0
							bc	b						b	bc	
Emotional wellbeing/mental health	121	51	67	1	35	35	50	98	11	9	3	0	17	88	16	0
	23%	19%	27%	8%	19%	23%	29%	25%	21%	18%	13%	0	9%	31%	33%	0
			a				b							b	b	
Worrying about drug treatments and possible side effects	76	44	30	0	25	20	31	66	5	5	0	0	14	50	12	0
	15%	17%	12%	0	14%	13%	18%	17%	9%	10%	0	0	8%	17%	25%	0
														b	b	
Eczema does not significantly reduce their quality of life	64	30	34	2	19	24	19	47	7	7	3	5	41	16	2	0
	12%	11%	13%	17%	10%	16%	11%	12%	13%	14%	13%	56%	23%	6%	4%	0
													cd			
None of the above	9	4	5	0	2	5	2	6	2	1	0	0	7	2	0	0
	2%	2%	2%	0	1%	3%	1%	2%	4%	2%	0	0	4%	1%	0	0
													c			
Not applicable as my child is too young	52	29	23	3	41	6	2	37	5	8	2	1	24	27	0	0
	10%	11%	9%	25%	22%	4%	1%	9%	9%	16%	9%	11%	13%	9%	0	0
					cd								d	d		
Net: Any	399	202	190	7	123	119	150	308	39	34	18	3	107	242	46	1
	76%	76%	75%	58%	66%	77%	87%	77%	74%	68%	78%	33%	60%	84%	96%	100%
						b	bc							b	bc	

To the best of your knowledge, over a typical four week period, approximately how many nights, if any, does your child have trouble falling or staying asleep because of their eczema?

	Gender of child			Child age				Region				Severity by EASI score				
	Total	Boy	Girl	0	1-5	6-10	11-16	England	Scotland	Wales	Northern Ireland	Almost clear (0.1-1)	Mild (1.1-7)	Moderate (7.1-21)	Severe (21.1-50)	Very severe (50.1-72)
Significance Level: 95%		a	b	*a	b	c	d	a	b	c	*d	*a	b	c	d	*e
Total	524	265	252	12	185	154	173	398	53	50	23	9	179	287	48	1
	100%	100%	100%	100%	100%	100%	100%	100%	100%	100%	100%	100%	100%	100%	100%	100%
Every night	26	14	12	0	12	5	9	22	2	1	1	0	0	17	9	0
	5%	5%	5%	0	6%	3%	5%	6%	4%	2%	4%	0	0	6%	19%	0
														b	bc	
Most nights	81	43	38	1	22	32	26	66	7	7	1	0	11	61	8	1
	15%	16%	15%	8%	12%	21%	15%	17%	13%	14%	4%	0	6%	21%	17%	100%
						b								b	b	
Few nights a week	133	65	67	3	50	39	41	107	14	7	5	0	36	80	17	0
	25%	25%	27%	25%	27%	25%	24%	27%	26%	14%	22%	0	20%	28%	35%	0
								c							b	
One night a week	59	32	23	3	17	16	23	50	1	7	1	0	17	36	6	0
	11%	12%	9%	25%	9%	10%	13%	13%	2%	14%	4%	0	9%	13%	13%	0
								b		b						
A few isolated nights over the last four weeks	119	62	55	1	47	34	37	77	17	17	8	1	51	63	4	0
	23%	23%	22%	8%	25%	22%	21%	19%	32%	34%	35%	11%	28%	22%	8%	0
									a	a			d	d		
No nights	98	47	51	4	36	25	33	71	10	11	6	8	63	25	2	0
	19%	18%	20%	33%	19%	16%	19%	18%	19%	22%	26%	89%	35%	9%	4%	0
													cd			
Don't know	8	2	6	0	1	3	4	5	2	0	1	0	1	5	2	0
	2%	1%	2%	0	1%	2%	2%	1%	4%	0	4%	0	1%	2%	4%	0
Net Any	418	216	195	8	148	126	136	322	41	39	16	1	115	257	44	1
	80%	82%	77%	67%	80%	82%	79%	81%	77%	78%	70%	11%	64%	90%	92%	100%
														b	b	
Net At least weekly	299	154	140	7	101	92	99	245	24	22	8	0	64	194	40	1
	57%	58%	56%	58%	55%	60%	57%	62%	45%	44%	35%	0	36%	68%	83%	100%
								bc						b	bc	
Net Every / most nights	107	57	50	1	34	37	35	88	9	8	2	0	11	78	17	1
	20%	22%	20%	8%	18%	24%	20%	22%	17%	16%	9%	0	6%	27%	35%	100%
														b	b	

Over a typical week, approximately how often does eczema interfere with your child’s ability to do regular daily activities? By regular activities, we mean the usual activities they do, such as going to school, going out with friends, exercising, studying, etc. Think about the times your child has been limited in the amount or kind of these activities they could do.

	Gender of child		Child age				Region				Severity by EASI score					
	Total	Boy	Girl	0	1-5	6-10	11-16	England	Scotland	Wales	Northern Ireland	Almost clear (0.1-1)	Mild (1.1-7)	Moderate (7.1-21)	Severe (21.1-50)	Very severe (50.1-72)
Significance Level: 95%		a	b	*a	b	c	d	a	b	c	*d	*a	b	c	d	*e
Total	524	265	252	12	185	154	173	398	53	50	23	9	179	287	48	1
	100%	100%	100%	100%	100%	100%	100%	100%	100%	100%	100%	100%	100%	100%	100%	100%
No days	158	81	76	1	36	55	66	120	16	14	8	7	80	64	7	0
	30%	31%	30%	8%	19%	36%	38%	30%	30%	28%	35%	78%	45%	22%	15%	0
1 or 2 days	134	66	67	1	39	41	53	105	11	13	5	1	43	78	11	1
	26%	25%	27%	8%	21%	27%	31%	26%	21%	26%	22%	11%	24%	27%	23%	100%
3 or 4 days	100	51	47	4	43	27	26	80	9	6	5	0	22	67	11	0
	19%	19%	19%	33%	23%	18%	15%	20%	17%	12%	22%	0	12%	23%	23%	0
5 or 6 days	40	20	18	2	10	17	11	28	4	8	0	0	4	30	6	0
	8%	8%	7%	17%	5%	11%	6%	7%	8%	16%	0	0	2%	10%	13%	0
Every day	20	11	8	0	6	7	7	18	1	1	0	0	2	10	8	0
	4%	4%	3%	0	3%	5%	4%	5%	2%	2%	0	0	1%	3%	17%	0
Don't know	9	5	4	0	0	2	7	5	3	0	1	0	3	4	2	0
	2%	2%	2%	0	0	1%	4%	1%	6%	0	4%	0	2%	1%	4%	0
Not applicable as my child is too young	63	31	32	4	51	5	3	42	9	8	4	1	25	34	3	0
	12%	12%	13%	33%	28%	3%	2%	11%	17%	16%	17%	11%	14%	12%	6%	0
Net Any	294	148	140	7	98	92	97	231	25	28	10	1	71	185	36	1
	56%	56%	56%	58%	53%	60%	56%	58%	47%	56%	43%	11%	40%	64%	75%	100%
Net 1-4 days	234	117	114	5	82	68	79	185	20	19	10	1	65	145	22	1
	45%	44%	45%	42%	44%	44%	46%	46%	38%	38%	43%	11%	36%	51%	46%	100%
Net 5-7 days	60	31	26	2	16	24	18	46	5	9	0	0	6	40	14	0

## Eczema Unmasked

Over a typical week, approximately how often does eczema interfere with your child's ability to do regular daily activities? By regular activities, we mean the usual activities they do, such as going to school, going out with friends, exercising, studying, etc. Think about the times your child has been limited in the amount or kind of these activities they could do. (continued)

	Total	Gender of child		Child age				Region				Severity by EASI score				
		Boy	Girl	1	1-6	6-11	11-17	England	Scotland	Wales	Northern Ireland	Almost clear (0.1-1)	Mild (1.1-7)	Moderate (7.1-21)	Severe (21.1-50)	Very severe (50.1-72)
Significance Level: 95%		a	b	*a	b	c	d	a	b	c	*d	*a	b	c	d	*e
Total	524	265	252	12	185	154	173	398	53	50	23	9	179	287	48	1
	100%	100%	100%	100%	100%	100%	100%	100%	100%	100%	100%	100%	100%	100%	100%	100%
No days	158	81	76	1	36	55	66	120	16	14	8	7	80	64	7	1
	30%	31%	30%	8%	19%	36%	38%	30%	30%	28%	35%	78%	45%	22%	15%	2
2 or 2 days	134	66	67	1	39	41	53	105	11	13	5	1	43	78	11	2
	26%	25%	27%	8%	21%	27%	31%	26%	21%	26%	22%	11%	24%	27%	23%	100%
4 or 4 days	100	51	47	4	43	27	26	80	9	6	5	0	22	67	11	0
	19%	19%	19%	33%	23%	18%	15%	20%	17%	12%	22%	0	12%	23%	23%	0
6 or 6 days	40	20	18	2	10	17	11	28	4	8	1	1	4	30	6	0
	8%	8%	7%	17%	5%	11%	6%	7%	8%	16%	1	1	2%	10%	13%	0
Every day	20	11	8	3	6	7	7	18	1	1	1	1	2	10	8	1
	4%	4%	3%	4	3%	5%	4%	5%	2%	2%	1	1	1%	3%	17%	1
Don't know	9	5	4	5	66	2	7	5	3	10	2	1	3	4	2	1
	2%	2%	2%	5	84	1%	4%	1%	6%	13	104%	1	2%	1%	4%	1
Not applicable as my child is too young	63	31	32	7	102	5	3	42	9	19	4	1	25	34	3	1
	12%	12%	13%	33%	28%	3%	2%	11%	17%	16%	17%	11%	14%	12%	6%	1
Net Any	294	148	140	7	98	92	97	231	25	28	10	1	71	185	36	1
	56%	56%	56%	58%	53%	60%	56%	58%	47%	56%	43%	11%	40%	64%	75%	100%
Net 1-4 days	234	117	114	5	82	68	79	185	20	19	10	1	65	145	22	1
	45%	44%	45%	42%	44%	44%	46%	46%	38%	38%	43%	11%	36%	51%	46%	100%
Net 5-7 days	60	31	26	2	16	24	18	46	5	9	0	0	6	40	14	0

Which, if any, of these things, have you noticed trigger an eczema flare up in your child?

	Gender of child		Child age				Region				Severity by EASI score					
	Total	Boy	Girl	0	1-5	6-10	11-16	England	Scotland	Wales	Northern Ireland	Almost clear (0.1-1)	Mild (1.1-7)	Moderate (7.1-21)	Severe (21.1-50)	Very severe (50.1-72)
Significance Level: 95%		a	b	*a	b	c	d	a	b	c	*d	*a	b	c	d	*e
Total	524	265	252	12	185	154	173	398	53	50	23	9	179	287	48	1
	100%	100%	100%	100%	100%	100%	100%	100%	100%	100%	100%	100%	100%	100%	100%	100%
Certain shampoos, soaps and cosmetics	254	124	130	3	77	77	97	191	31	23	9	5	98	130	21	0
	48%	47%	52%	25%	42%	50%	56%	48%	58%	46%	39%	56%	55%	45%	44%	0
Seasonal changes in temperature	234	108	125	2	82	69	81	180	23	21	10	3	87	124	19	1
	45%	41%	50%	17%	44%	45%	47%	45%	43%	42%	43%	33%	49%	43%	40%	100%
Fabrics/clothing	195	94	98	4	64	61	66	149	19	19	8	3	60	114	18	0
	37%	35%	39%	33%	35%	40%	38%	37%	36%	38%	35%	33%	34%	40%	38%	0
Stress	151	76	73	1	37	38	75	117	18	12	4	1	38	95	16	1
	29%	29%	29%	8%	20%	25%	43%	29%	34%	24%	17%	11%	21%	33%	33%	100%
Cleaning products	137	69	65	4	44	46	43	107	18	9	3	0	41	77	19	0
	26%	26%	26%	33%	24%	30%	25%	27%	34%	18%	13%	0	23%	27%	40%	0
Certain foods e.g. dairy products, nuts, eggs etc.	126	65	60	1	41	43	41	92	15	12	7	3	33	71	19	0
	24%	25%	24%	8%	22%	28%	24%	23%	28%	24%	30%	33%	18%	25%	40%	0
Fragrances	119	55	64	3	30	38	48	88	13	13	5	2	25	69	23	0
	23%	21%	25%	25%	16%	25%	28%	22%	25%	26%	22%	22%	14%	24%	48%	0
Dust	108	58	50	2	38	30	38	85	9	10	4	1	31	65	10	1
	21%	22%	20%	17%	21%	19%	22%	21%	17%	20%	17%	11%	17%	23%	21%	100%
Grass	98	52	46	0	31	32	35	75	12	7	4	3	25	55	14	1
	19%	20%	18%	0	17%	21%	20%	19%	23%	14%	17%	33%	14%	19%	29%	100%
Feeling sad or unhappy	81	38	42	1	22	25	33	64	8	6	3	1	18	49	13	0
	15%	14%	17%	8%	12%	16%	19%	16%	15%	12%	13%	11%	10%	17%	27%	0
Exercise	66	36	30	0	17	25	24	54	3	6	3	0	14	45	7	0
	13%	14%	12%	0	9%	16%	14%	14%	6%	12%	13%	0	8%	16%	15%	0
Cigarette smoke	22	13	9	0	8	6	8	19	1	2	0	0	4	15	3	0
	4%	5%	4%	0	4%	4%	5%	5%	2%	4%	0	0	2%	5%	6%	0
Don't know	22	9	12	1	9	4	8	17	0	4	1	0	13	7	2	0
	4%	3%	5%	8%	5%	3%	5%	4%	0	8%	4%	0	7%	2%	4%	0
Net: Emotions	186	94	89	2	45	52	87	145	22	13	6	2	46	115	22	1
	35%	35%	35%	17%	24%	34%	50%	36%	42%	26%	26%	22%	26%	40%	46%	100%



How often, if ever, do you see your child visibly upset or crying because of their eczema?

	Gender of child		Child age				Region				Severity by EASI score					
	Total	Boy	Girl	0	1-5	6-10	11-16	England	Scotland	Wales	Northern Ireland	Almost clear (0.1-1)	Mild (1.1-7)	Moderate (7.1-21)	Severe (21.1-50)	Very severe (50.1-72)
Significance Level: 95%		a	b	*a	b	c	d	a	b	c	*d	*a	b	c	d	*e
Total	524	265	252	12	185	154	173	398	53	50	23	9	179	287	48	1
	100%	100%	100%	100%	100%	100%	100%	100%	100%	100%	100%	100%	100%	100%	100%	100%
Daily	14	10	4	0	7	2	5	13	0	1	0	1	0	9	4	0
	3%	4%	2%	0	4%	1%	3%	3%	0	2%	0	11%	0	3%	8%	0
Every few days	56	24	31	1	20	22	13	45	6	3	2	0	11	37	8	0
	11%	9%	12%	8%	11%	14%	8%	11%	11%	6%	9%	0	6%	13%	17%	0
Every week	67	31	35	2	27	19	19	57	3	5	2	0	14	50	3	0
	13%	12%	14%	17%	15%	12%	11%	14%	6%	10%	9%	0	8%	17%	6%	0
Every few weeks	72	40	31	2	27	22	21	53	9	7	3	0	17	46	8	1
	14%	15%	12%	17%	15%	14%	12%	13%	17%	14%	13%	0	9%	16%	17%	100%
Every month	48	30	16	2	16	14	16	37	6	5	0	0	13	26	9	0
	9%	11%	6%	17%	9%	9%	9%	9%	11%	10%	0	0	7%	9%	19%	0
Less often than every few months	73	28	44	1	21	25	26	52	10	5	6	0	24	40	9	0
	14%	11%	17%	8%	11%	16%	15%	13%	19%	10%	26%	0	13%	14%	19%	0
Every few months	42	27	15	1	11	15	15	31	3	6	2	1	22	15	4	0
	8%	10%	6%	8%	6%	10%	9%	8%	6%	12%	9%	11%	12%	5%	8%	0
I never see my child visibly upset or crying because of their eczema	152	75	76	3	56	35	58	110	16	18	8	7	78	64	3	0
	29%	28%	30%	25%	30%	23%	34%	28%	30%	36%	35%	78%	44%	22%	6%	0
Net: Sees child visibly upset or crying because of their eczema	372	190	176	9	129	119	115	288	37	32	15	2	101	223	45	1
	71%	72%	70%	75%	70%	77%	66%	72%	70%	64%	65%	22%	56%	78%	94%	100%

To the best of your knowledge, who, if anyone, does your child turn to for practical and emotional support to help them manage their eczema?

	Total	Gender of child		Child age				Region				Severity by EASI score				
		Boy	Girl	0	1-5	6-10	11-16	England	Scotland	Wales	Northern Ireland	Almost clear (0.1-1)	Mild (1.1-7)	Moderate (7.1-21)	Severe (21.1-50)	Very severe (50.1-72)
Significance Level: 95%		a	b	*a	b	c	d	a	b	c	*d	*a	b	c	d	*e
Total	524	265	252	12	185	154	173	398	53	50	23	9	179	287	48	1
	100%	100%	100%	100%	100%	100%	100%	100%	100%	100%	100%	100%	100%	100%	100%	100%
Me	375	186	186	5	106	122	142	285	37	35	18	4	142	198	30	1
	72%	70%	74%	42%	57%	79%	82%	72%	70%	70%	78%	44%	79%	69%	63%	100%
Their other parent	189	94	92	6	56	69	58	149	19	12	9	3	69	104	13	0
	36%	35%	37%	50%	30%	45%	34%	37%	36%	24%	39%	33%	39%	36%	27%	0
Other family members e.g. grand-parents, aunts, uncles, cousins	89	43	44	2	31	22	34	67	11	6	5	0	20	58	11	0
	17%	16%	17%	17%	17%	14%	20%	17%	21%	12%	22%	0	11%	20%	23%	0
Siblings	81	39	42	1	27	25	28	66	10	2	3	1	20	47	13	0
	15%	15%	17%	8%	15%	16%	16%	17%	19%	4%	13%	11%	11%	16%	27%	0
Their friends	62	31	31	0	21	14	27	48	8	6	0	1	13	39	9	0
	12%	12%	12%	0	11%	9%	16%	12%	15%	12%	0	11%	7%	14%	19%	0
Teachers	40	24	16	0	18	10	12	36	3	0	1	0	8	24	8	0
	8%	9%	6%	0	10%	6%	7%	9%	6%	0	4%	0	4%	8%	17%	0
Patient support groups	26	17	7	1	9	9	7	22	2	2	0	0	0	18	8	0
	5%	6%	3%	8%	5%	6%	4%	6%	4%	4%	0	0	0	6%	17%	0
Online community excluding patient support groups	15	8	5	0	2	7	6	10	3	2	0	0	3	10	2	0
	3%	3%	2%	0	1%	5%	3%	3%	6%	4%	0	0	2%	3%	4%	0
My child doesn't turn to anyone	12	7	5	1	2	3	6	11	0	1	0	1	5	5	1	0
	2%	3%	2%	8%	1%	2%	3%	3%	0	2%	0	11%	3%	2%	2%	0
Not applicable as my child is too young	45	23	22	2	37	4	2	29	7	7	2	2	19	22	2	0
	9%	9%	9%	17%	20%	3%	1%	7%	13%	14%	9%	22%	11%	8%	4%	0

To the best of your knowledge, who, if anyone, has your child ever tried to keep their eczema hidden from?

	Total	Gender of child		Child age				Region				Severity by EASI score				
		Boy	Girl	0	1-5	6-10	11-16	England	Scotland	Wales	Northern Ireland	Almost clear (0.1-1)	Mild (1.1-7)	Moderate (7.1-21)	Severe (21.1-50)	Very severe (50.1-72)
Significance Level: 95%		a	b	*a	b	c	d	a	b	c	*d	*a	b	c	d	*e
Total	524	265	252	12	185	154	173	398	53	50	23	9	179	287	48	1
	100%	100%	100%	100%	100%	100%	100%	100%	100%	100%	100%	100%	100%	100%	100%	100%
Their friends	171	79	91	0	45	52	74	130	13	21	7	1	43	103	24	0
	33%	30%	36%	0	24%	34%	43%	33%	25%	42%	30%	11%	24%	36%	50%	0
Teachers	65	35	28	2	24	16	23	48	9	6	2	0	12	47	6	0
	12%	13%	11%	17%	13%	10%	13%	12%	17%	12%	9%	0	7%	16%	13%	0
Me	50	25	25	0	18	16	16	43	4	2	1	0	12	32	6	0
	10%	9%	10%	0	10%	10%	9%	11%	8%	4%	4%	0	7%	11%	13%	0
Other family members e.g. grand-parents, aunts, uncles, cousins	43	24	18	1	17	12	13	38	2	0	3	0	6	31	6	0
	8%	9%	7%	8%	9%	8%	8%	10%	4%	0	13%	0	3%	11%	13%	0
Siblings	38	21	16	2	16	9	11	32	3	3	0	0	5	28	5	0
	7%	8%	6%	17%	9%	6%	6%	8%	6%	6%	0	0	3%	10%	10%	0
Their other parent	37	24	10	1	16	10	10	30	3	2	2	0	6	24	7	0
	7%	9%	4%	8%	9%	6%	6%	8%	6%	4%	9%	0	3%	8%	15%	0
Online community excluding patient support groups	21	12	8	0	5	5	11	16	1	4	0	0	4	11	6	0
	4%	5%	3%	0	3%	3%	6%	4%	2%	8%	0	0	2%	4%	13%	0
Patient support groups	20	10	9	0	7	6	7	18	2	0	0	1	2	13	4	0
	4%	4%	4%	0	4%	4%	4%	5%	4%	0	0	11%	1%	5%	8%	0
My child hasn't tried to keep their eczema hidden from anyone	147	79	68	0	24	58	65	114	16	9	8	4	68	67	7	1
	28%	30%	27%	0	13%	38%	38%	29%	30%	18%	35%	44%	38%	23%	15%	100%
Base for Net Family	524	265	252	12	185	154	173	398	53	50	23	9	179	287	48	1
	100%	100%	100%	100%	100%	100%	100%	100%	100%	100%	100%	100%	100%	100%	100%	100%
Net Family	122	64	54	4	51	34	33	103	6	7	6	0	24	84	14	0
	23%	24%	21%	33%	28%	22%	19%	26%	11%	14%	26%	0	13%	29%	29%	0
Base for Net Teachers	524	265	252	12	185	154	173	398	53	50	23	9	179	287	48	1
	100%	100%	100%	100%	100%	100%	100%	100%	100%	100%	100%	100%	100%	100%	100%	100%
Net Teachers	196	95	98	2	56	58	80	149	16	24	7	1	46	123	26	0
	37%	36%	39%	17%	30%	38%	46%	37%	30%	48%	30%	11%	26%	43%	54%	0

To what extent do you agree or disagree with the following statements about the impact of eczema on your family's life?

	Total	Gender of child		Child age				Region				Severity by EASI score				
		Boy	Girl	0	1-5	6-10	11-16	England	Scotland	Wales	Northern Ireland	Almost clear (0.1-1)	Mild (1.1-7)	Moderate (7.1-21)	Severe (21.1-50)	Very severe (50.1-72)
Significance Level: 95%		a	b	*a	b	c	d	a	b	c	*d	*a	b	c	d	*e
Total	524	265	252	12	185	154	173	398	53	50	23	9	179	287	48	1
	100%	100%	100%	100%	100%	100%	100%	100%	100%	100%	100%	100%	100%	100%	100%	100%
Maintaining a good skincare regime to manage and reduce my child's flare ups takes up a significant amount of my time (e.g. applying emollients, switching soaps and detergents, buying special linen, changing bedding etc.)	348	182	166	6	117	103	122	267	36	29	16	3	112	202	31	0
	66%	69%	66%	50%	63%	67%	71%	67%	68%	58%	70%	33%	63%	70%	65%	0
My relationship with my partner has not been impacted by my child's eczema	322	154	167	6	107	96	113	246	35	27	14	7	120	165	29	1
	61%	58%	66%	50%	58%	62%	65%	62%	66%	54%	61%	78%	67%	57%	60%	100%
My sleep or a family member's sleep is not normally disturbed because of my child's eczema	284	142	139	7	100	75	102	212	34	28	10	4	102	152	25	1
	54%	54%	55%	58%	54%	49%	59%	53%	64%	56%	43%	44%	57%	53%	52%	100%
As a family, we regularly have to cancel activities or trips because of my child's eczema (e.g. visits to restaurants, trip to the cinema, going to visit friends etc.)	142	79	59	3	48	39	52	116	10	15	1	1	26	89	25	1
	27%	30%	23%	25%	26%	25%	30%	29%	19%	30%	4%	11%	15%	31%	52%	100%
My own performance at work has been affected by my child's eczema	138	72	63	5	60	32	41	113	16	8	1	0	27	91	20	0
	26%	27%	25%	42%	32%	21%	24%	28%	30%	16%	4%	0	15%	32%	42%	0
My child's eczema has negatively impacted my relationship with my other children	115	57	57	3	42	25	45	96	11	5	3	0	26	72	17	0
	22%	22%	23%	25%	23%	16%	26%	24%	21%	10%	13%	0	15%	25%	35%	0
							c	c						b	b	

## Eczema Unmasked

	Gender of child		Child age				Region				Severity by EASI score					
	Total	Boy	Girl	0	1-5	6-10	11-16	England	Scotland	Wales	Northern Ireland	Almost clear (0.1-1)	Mild (1.1-7)	Moderate (7.1-21)	Severe (21.1-50)	Very severe (50.1-72)
Significance Level: 95%		a	b	*a	b	c	d	a	b	c	*d	*a	b	c	d	*e
Total	524	265	252	12	185	154	173	398	53	50	23	9	179	287	48	1
	100%	100%	100%	100%	100%	100%	100%	100%	100%	100%	100%	100%	100%	100%	100%	100%
Their emotional and mental health	312	155	152	4	83	103	122	247	29	26	10	2	83	188	38	1
	60%	58%	60%	33%	45%	67%	71%	62%	55%	52%	43%	22%	46%	66%	79%	100%
Their social life (friends and activities)	250	123	123	5	75	78	92	204	18	21	7	0	49	165	35	1
	48%	46%	49%	42%	41%	51%	53%	51%	34%	42%	30%	0	27%	57%	73%	100%
The amount they can exercise	234	120	108	4	66	74	90	188	20	19	7	0	44	158	31	1
	45%	45%	43%	33%	36%	48%	52%	47%	38%	38%	30%	0	25%	55%	65%	100%
Their ability to make new friends	214	112	99	4	62	69	79	168	19	22	5	0	40	144	29	1
	41%	42%	39%	33%	34%	45%	46%	42%	36%	44%	22%	0	22%	50%	60%	100%
Their existing friendships	195	98	91	3	63	63	66	159	15	18	3	1	37	126	30	1
	37%	37%	36%	25%	34%	41%	38%	40%	28%	36%	13%	11%	21%	44%	63%	100%
Their performance at school e.g. exam results	193	104	85	4	57	55	77	160	13	15	5	0	36	130	27	0
	37%	39%	34%	33%	31%	36%	45%	40%	25%	30%	22%	0	20%	45%	56%	0
Their attendance at school	182	98	79	5	55	57	65	144	16	17	5	0	31	123	27	1
	35%	37%	31%	42%	30%	37%	38%	36%	30%	34%	22%	0	17%	43%	56%	100%
														b	b	

To the best of your knowledge, how often, if ever, does your child feel the following as a result of their eczema?

	Gender of child		Child age				Region				Severity by EASI score					
	Total	Boy	Girl	0	1-5	6-10	11-16	England	Scotland	Wales	Northern Ireland	Almost clear (0.1-1)	Mild (1.1-7)	Moderate (7.1-21)	Severe (21.1-50)	Very severe (50.1-72)
Significance Level: 95%		a	b	*a	b	c	d	a	b	c	*d	*a	b	c	d	*e
Total	524	265	252	12	185	154	173	398	53	50	23	9	179	287	48	1
	100%	100%	100%	100%	100%	100%	100%	100%	100%	100%	100%	100%	100%	100%	100%	100%
Self-conscious/embarrassed	323	161	158	5	77	104	137	252	34	26	11	3	81	199	40	0
	62%	61%	63%	42%	42%	68%	79%	63%	64%	52%	48%	33%	45%	69%	83%	0
Less confident	307	157	144	7	78	99	123	237	31	28	11	3	75	190	38	1
	59%	59%	57%	58%	42%	64%	71%	60%	58%	56%	48%	33%	42%	66%	79%	100%
Anxious or nervous	306	153	147	5	82	98	121	237	29	29	11	2	74	190	39	1
	58%	58%	58%	42%	44%	64%	70%	60%	55%	58%	48%	22%	41%	66%	81%	100%
Angry	296	143	147	5	101	90	100	235	28	24	9	1	70	188	36	1
	56%	54%	58%	42%	55%	58%	58%	59%	53%	48%	39%	11%	39%	66%	75%	100%
Envious of people with more typical skin	285	138	141	6	74	96	109	224	27	24	10	2	69	176	38	0
	54%	52%	56%	50%	40%	62%	63%	56%	51%	48%	43%	22%	39%	61%	79%	0
Depressed or sad	276	137	134	5	77	83	111	220	24	25	7	0	64	169	42	1
	53%	52%	53%	42%	42%	54%	64%	55%	45%	50%	30%	0	36%	59%	88%	100%
Helpless	254	129	120	6	83	80	85	200	24	22	8	1	48	167	38	0
	48%	49%	48%	50%	45%	52%	49%	50%	45%	44%	35%	11%	27%	58%	79%	0
Lonely/socially isolated	223	119	100	5	69	72	77	179	18	21	5	0	46	146	30	1
	43%	45%	40%	42%	37%	47%	45%	45%	34%	42%	22%	0	26%	51%	63%	100%
Like a stronger person	222	120	99	5	72	71	74	178	24	17	3	1	51	138	31	1
	42%	45%	39%	42%	39%	46%	43%	45%	45%	34%	13%	11%	28%	48%	65%	100%

## Eczema Unmasked

Over the last year, how many days off school has your child had to take because of eczema? This includes for pain, lack of sleep, doctors appointment etc.

	Total	Gender of child		Child age				Region				Severity by EASI score				
		Boy	Girl	0	1-5	6-10	11-16	England	Scotland	Wales	Northern Ireland	Almost clear (0.1-1)	Mild (1.1-7)	Moderate (7.1-21)	Severe (21.1-50)	Very severe (50.1-72)
Significance Level: 95%		a	b	*a	b	c	d	a	b	c	*d	*a	b	c	d	*e
Total	524	265	252	12	185	154	173	398	53	50	23	9	179	287	48	1
	100%	100%	100%	100%	100%	100%	100%	100%	100%	100%	100%	100%	100%	100%	100%	100%
0 days	238	116	121	8	91	61	78	172	28	24	14	8	114	105	11	0
	45%	44%	48%	67%	49%	40%	45%	43%	53%	48%	61%	89%	64%	37%	23%	0
													cd			
1-2 days	72	40	30	1	22	27	22	59	7	4	2	1	22	42	7	0
	14%	15%	12%	8%	12%	18%	13%	15%	13%	8%	9%	11%	12%	15%	15%	0
3-4 days	45	18	27	1	10	16	18	36	4	3	2	0	11	30	4	0
	9%	7%	11%	8%	5%	10%	10%	9%	8%	6%	9%	0	6%	10%	8%	0
5-7 days	60	32	27	1	24	18	17	48	7	3	2	0	15	37	8	0
	11%	12%	11%	8%	13%	12%	10%	12%	13%	6%	9%	0	8%	13%	17%	0
7-10 days	34	25	9	0	13	9	12	25	1	6	2	0	8	22	3	1
	6%	9%	4%	0	7%	6%	7%	6%	2%	12%	9%	0	4%	8%	6%	100%
		b								b						
More than 10 days	75	34	38	1	25	23	26	58	6	10	1	0	9	51	15	0
	14%	13%	15%	8%	14%	15%	15%	15%	11%	20%	4%	0	5%	18%	31%	0
													b	bc		
Net: Any days off	286	149	131	4	94	93	95	226	25	26	9	1	65	182	37	1
	55%	56%	52%	33%	51%	60%	55%	57%	47%	52%	39%	11%	36%	63%	77%	100%
													b	b		

To the best of your knowledge, thinking about your child’s eczema and school, which of the following apply to them?

	Gender of child		Child age				Region				Severity by EASI score					
	Total	Boy	Girl	0	1-5	6-10	11-16	England	Scotland	Wales	Northern Ireland	Almost clear (0.1-1)	Mild (1.1-7)	Moderate (7.1-21)	Severe (21.1-50)	Very severe (50.1-72)
Significance Level: 95%		a	b	*a	b	c	d	a	b	c	*d	*a	b	c	d	*e
Total	524	265	252	12	185	154	173	398	53	50	23	9	179	287	48	1
	100%	100%	100%	100%	100%	100%	100%	100%	100%	100%	100%	100%	100%	100%	100%	100%
Teachers are aware of the difficulties that my child's eczema can cause	140	70	68	2	38	49	51	111	15	11	3	0	42	79	19	0
	27%	26%	27%	17%	21%	32%	29%	28%	28%	22%	13%	0	23%	28%	40%	0
Teachers support my child in applying emollients and other topical treatments when at school to manage their eczema	118	54	64	1	38	34	45	89	16	11	2	0	24	77	16	1
	23%	20%	25%	8%	21%	22%	26%	22%	30%	22%	9%	0	13%	27%	33%	100%
My child has to limit certain activities at school because of eczema e.g. sports or arts and crafts	92	51	39	2	27	24	39	81	5	5	1	0	23	55	14	0
	18%	19%	15%	17%	15%	16%	23%	20%	9%	10%	4%	0	13%	19%	29%	0
My child regularly mentions having difficulty concentrating in class because of their eczema	90	41	46	1	32	28	29	76	7	6	1	1	16	55	18	0
	17%	15%	18%	8%	17%	18%	17%	19%	13%	12%	4%	11%	9%	19%	38%	0
Teachers are not sympathetic towards the difficulties of living with eczema	54	31	21	0	15	18	21	48	3	2	1	0	11	36	7	0
	10%	12%	8%	0	8%	12%	12%	12%	6%	4%	4%	0	6%	13%	15%	0
Eczema has not had any impact on my child's experience at school	138	69	69	1	23	52	62	96	12	17	13	5	67	61	5	0
	26%	26%	27%	8%	12%	34%	36%	24%	23%	34%	57%	56%	37%	21%	10%	0
None of the above are applicable as my child is too young	95	45	49	6	72	10	7	69	13	9	4	3	45	43	4	0
	18%	17%	19%	50%	39%	6%	4%	17%	25%	18%	17%	33%	25%	15%	8%	0



To the best of your knowledge, thinking about your child’s eczema and experiences with other people, which of the following, if any, apply?

	Total	Gender of child		Child age				Region				Severity by EASI score				
		Boy	Girl	0	1-5	6-10	11-16	England	Scotland	Wales	Northern Ireland	Almost clear (0.1-1)	Mild (1.1-7)	Moderate (7.1-21)	Severe (21.1-50)	Very severe (50.1-72)
Significance Level: 95%		a	b	*a	b	c	d	a	b	c	*d	*a	b	c	d	*e
Total	524	265	252	12	185	154	173	398	53	50	23	9	179	287	48	1
	100%	100%	100%	100%	100%	100%	100%	100%	100%	100%	100%	100%	100%	100%	100%	100%
My child’s eczema hasn’t impacted their ability to make friends	210	104	104	2	59	58	91	163	19	16	12	7	80	101	21	1
	40%	39%	41%	17%	32%	38%	53%	41%	36%	32%	52%	78%	45%	35%	44%	100%
							bc						c			
My child has mentioned being bullied or teased in person because of eczema	119	63	55	1	25	45	48	98	10	9	2	0	26	75	18	0
	23%	24%	22%	8%	14%	29%	28%	25%	19%	18%	9%	0	15%	26%	38%	0
						b	b							b	b	
My child has mentioned being bullied online because of eczema	66	33	31	1	26	20	19	54	5	5	2	0	12	44	10	0
	13%	12%	12%	8%	14%	13%	11%	14%	9%	10%	9%	0	7%	15%	21%	0
														b	b	
Not applicable as my child is too young	95	49	45	5	71	15	4	63	13	15	4	2	34	54	5	0
	18%	18%	18%	42%	38%	10%	2%	16%	25%	30%	17%	22%	19%	19%	10%	0
					cd	d				a						
None of the above	79	41	36	3	16	30	30	58	10	7	4	0	38	39	2	0
	15%	15%	14%	25%	9%	19%	17%	15%	19%	14%	17%	0	21%	14%	4%	0
						b	b						cd			
Net: Been bullied or teased	164	84	77	2	47	57	58	132	14	14	4	0	33	107	24	0
	31%	32%	31%	17%	25%	37%	34%	33%	26%	28%	17%	0	18%	37%	50%	0
						b								b	b	
Net: Been bullied or teased in person and online	21	12	9	0	4	8	9	20	1	0	0	0	5	12	4	0
	4%	5%	4%	0	2%	5%	5%	5%	2%	0	0	0	3%	4%	8%	0

In the last year, who out of the following list of healthcare professionals, have been consulted about your child's eczema?

	Total	Gender of child		Child age				Region				Severity by EASI score				
		Boy	Girl	0	1-5	6-10	11-16	England	Scotland	Wales	Northern Ireland	Almost clear (0.1-1)	Mild (1.1-7)	Moderate (7.1-21)	Severe (21.1-50)	Very severe (50.1-72)
Significance Level: 95%		a	b	*a	b	c	d	a	b	c	*d	*a	b	c	d	*e
Total	524	265	252	12	185	154	173	398	53	50	23	9	179	287	48	1
	100%	100%	100%	100%	100%	100%	100%	100%	100%	100%	100%	100%	100%	100%	100%	100%
GP	335	169	162	8	123	97	107	248	34	35	18	4	128	181	21	1
	64%	64%	64%	67%	66%	63%	62%	62%	64%	70%	78%	44%	72%	63%	44%	100%
A pharmacist	137	70	66	2	57	37	41	101	15	15	6	2	45	74	16	0
	26%	26%	26%	17%	31%	24%	24%	25%	28%	30%	26%	22%	25%	26%	33%	0
An NHS dermatologist	135	74	60	2	48	37	48	107	14	8	6	0	39	80	15	1
	26%	28%	24%	17%	26%	24%	28%	27%	26%	16%	26%	0	22%	28%	31%	100%
A nurse	109	57	50	1	37	34	37	84	12	9	4	1	32	61	15	0
	21%	22%	20%	8%	20%	22%	21%	21%	23%	18%	17%	11%	18%	21%	31%	0
An NHS paediatrician	98	46	51	1	38	30	29	74	9	12	3	1	33	48	15	1
	19%	17%	20%	8%	21%	19%	17%	19%	17%	24%	13%	11%	18%	17%	31%	100%
A private dermatologist	50	25	24	3	14	17	16	37	8	4	1	0	9	32	8	1
	10%	9%	10%	25%	8%	11%	9%	9%	15%	8%	4%	0	5%	11%	17%	100%
An NHS A&E or out-of-hours service worker	50	25	24	1	14	16	19	38	7	3	2	0	7	34	9	0
	10%	9%	10%	8%	8%	10%	11%	10%	13%	6%	9%	0	4%	34%	19%	0
Telephone support worker (e.g. NHS 111/NHS 24)	49	25	24	2	16	13	18	41	4	4	0	0	13	22	14	0
	9%	9%	10%	17%	9%	8%	10%	10%	8%	8%	0	0	7%	8%	29%	0
A private paediatrician	34	20	12	2	10	10	12	29	3	2	0	0	3	21	9	1
	6%	8%	5%	17%	5%	6%	7%	7%	6%	4%	0	0	2%	7%	19%	100%
An independent A&E or out-of-hours service worker e.g. a pharmacy out of hours service worker	33	16	17	0	14	10	9	26	5	1	1	0	7	23	3	0
	6%	6%	7%	0	8%	6%	5%	7%	9%	2%	4%	0	4%	8%	6%	0
I have not consulted a healthcare professional about my child's eczema in the last year	33	15	18	0	7	8	18	29	1	2	1	2	17	11	3	0
	6%	6%	7%	0	4%	5%	10%	7%	2%	4%	4%	22%	9%	4%	6%	0

You mentioned a healthcare professional has not been consulted about your child’s eczema in the last year. Which of the following statements, if any, are reasons for this?

	Gender of child			Child age				Region				Severity by EASI score				
	Total	Boy	Girl	0	1-5	6-10	11-16	England	Scotland	Wales	Northern Ireland	Almost clear (0.1-1)	Mild (1.1-7)	Moderate (7.1-21)	Severe (21.1-50)	Very severe (50.1-72)
Significance Level: 95%		*a	*b	*a	*b	*c	*d	*a	*b	*c	*d	*a	*b	*c	*d	*e
Total	33	15	18	0	7	8	18	29	1	2	1	2	17	11	3	0
	100%	100%	100%	0	100%	100%	100%	100%	100%	100%	100%	100%	100%	100%	100%	0
I/my child did not consider symptoms to be severe enough	19	10	9	0	5	7	7	17	1	1	0	2	13	4	0	0
	58%	67%	50%	0	71%	88%	39%	59%	100%	50%	0	100%	76%	36%	0	0
I/my child were worried about contracting Covid-19	5	2	3	0	3	1	1	3	0	1	1	0	2	2	1	0
	15%	13%	17%	0	43%	13%	6%	10%	0	50%	100%	0	12%	18%	33%	0
I/ my child did not want to waste the healthcare professional's time	2	1	1	0	2	0	0	1	0	0	1	0	1	1	0	0
	6%	7%	6%	0	29%	0	0	3%	0	0	100%	0	6%	9%	0	0
I/my child did not believe a healthcare professional could help	0	0	0	0	0	0	0	0	0	0	0	0	0	0	0	0
	0	0	0	0	0	0	0	0	0	0	0	0	0	0	0	0
I/my child have been previously unsatisfied by the care my child has received by healthcare professionals for eczema	0	0	0	0	0	0	0	0	0	0	0	0	0	0	0	0
	0	0	0	0	0	0	0	0	0	0	0	0	0	0	0	0
I/my child did enquire, but the waiting times were too long	0	0	0	0	0	0	0	0	0	0	0	0	0	0	0	0
	0	0	0	0	0	0	0	0	0	0	0	0	0	0	0	0
I/my child did not enquire because the waiting times are usually too long	0	0	0	0	0	0	0	0	0	0	0	0	0	0	0	0
	0	0	0	0	0	0	0	0	0	0	0	0	0	0	0	0
I/my child tried to book an appointment, but were unable to	0	0	0	0	0	0	0	0	0	0	0	0	0	0	0	0
	0	0	0	0	0	0	0	0	0	0	0	0	0	0	0	0
I/ my child did not want a patient who needs a consultation more to miss out because of their appointment	0	0	0	0	0	0	0	0	0	0	0	0	0	0	0	0
	0	0	0	0	0	0	0	0	0	0	0	0	0	0	0	0
None of the above	10	3	7	0	0	0	10	10	0	0	0	0	3	5	2	0
	30%	20%	39%	0	0	0	56%	34%	0	0	0	0	18%	45%	67%	0

You mentioned a healthcare professional has only been consulted once about your child’s eczema in the last year. Which of the following statements, if any, are reasons for this?

	Gender of child		Child age				Region				Severity by EASI score					
	Total	Boy	Girl	0	1-5	6-10	11-16	England	Scotland	Wales	Northern Ireland	Almost clear (0.1-1)	Mild (1.1-7)	Moderate (7.1-21)	Severe (21.1-50)	Very severe (50.1-72)
Significance Level: 95%		a	b	*a	b	c	d	a	*b	*c	*d	*a	b	c	*d	*e
Total	183	94	87	5	64	60	54	131	20	21	11	6	73	95	9	0
	100%	100%	100%	100%	100%	100%	100%	100%	100%	100%	100%	100%	100%	100%	100%	0
My child’s symptoms were not bad enough	62	33	29	1	17	27	17	47	6	7	2	4	26	29	3	0
	34%	35%	33%	20%	27%	45%	31%	36%	30%	33%	18%	67%	36%	31%	33%	0
My child did not require any further treatment after their first appointment	56	27	28	2	25	14	15	39	10	4	3	2	28	24	2	0
	31%	29%	32%	40%	39%	23%	28%	30%	50%	19%	27%	33%	38%	25%	22%	0
I/my child was worried about contracting Covid-19	25	11	14	0	9	9	7	15	2	5	3	0	10	14	1	0
	14%	12%	16%	0	14%	15%	13%	11%	10%	24%	27%	0	14%	15%	11%	0
I/my child tried to book more appointments, but was unable to	17	9	8	0	8	5	4	13	1	0	3	0	3	13	1	0
	9%	10%	9%	0	13%	8%	7%	10%	5%	0	27%	0	4%	14%	11%	0
I/my child have previously felt unsatisfied with the care they have received from healthcare professionals for their eczema	10	7	3	0	3	2	5	9	0	1	0	0	5	5	0	0
	5%	7%	3%	0	5%	3%	9%	7%	0	5%	0	0	7%	5%	0	0
I/my did not want to waste the healthcare professional’s time	10	5	5	0	6	3	1	8	0	1	1	0	7	3	0	0
	5%	5%	6%	0	9%	5%	2%	6%	0	5%	9%	0	10%	3%	0	0
I/my child did not believe a healthcare professional could be of help	7	4	2	0	3	3	1	7	0	0	0	0	1	5	1	0
	4%	4%	2%	0	5%	5%	2%	5%	0	0	0	0	1%	5%	11%	0
I/my child did enquire about booking more appointments, but the waiting times were too long	7	3	3	0	1	4	2	6	0	0	1	0	1	6	0	0
	4%	3%	3%	0	2%	7%	4%	5%	0	0	9%	0	1%	6%	0	0
I/my child did not enquire about booking more appointments because the waiting times are usually too long	7	5	2	1	2	3	1	6	1	0	0	0	1	6	0	0
	4%	5%	2%	20%	3%	5%	2%	5%	5%	0	0	0	1%	6%	0	0
I/my child did not want a patient who needs a consultation more to miss out because of their appointment	5	2	3	0	3	1	1	2	1	2	0	0	1	3	1	0
	3%	2%	3%	0	5%	2%	2%	2%	5%	10%	0	0	1%	3%	11%	0
None of the above	18	8	10	1	6	5	6	13	2	2	1	0	8	10	0	0
	10%	9%	11%	20%	9%	8%	11%	10%	10%	10%	9%	0	11%	11%	0	0

To the best of your knowledge, on the last occasion your child was referred to a dermatologist or paediatrician by their GP, how long did they have to wait for the appointment with the dermatologist or paediatrician?

	Total	Gender of child		Child age				Region				Severity by EASI score				
		Boy	Girl	0	1-5	6-10	11-16	England	Scotland	Wales	Northern Ireland	Almost clear (0.1-1)	Mild (1.1-7)	Moderate (7.1-21)	Severe (21.1-50)	Very severe (50.1-72)
Significance Level: 95%		a	b	*a	b	c	d	a	b	c	*d	*a	b	c	d	*e
Total	524	265	252	12	185	154	173	398	53	50	23	9	179	287	48	1
	100%	100%	100%	100%	100%	100%	100%	100%	100%	100%	100%	100%	100%	100%	100%	100%
Less than a month	93	44	49	2	34	25	32	72	12	7	2	0	35	48	9	1
	18%	17%	19%	17%	18%	16%	18%	18%	23%	14%	9%	0	20%	17%	19%	100%
Between 1 - 3 months	129	65	62	2	36	41	50	100	11	10	8	0	38	79	12	0
	25%	25%	25%	17%	19%	27%	29%	25%	21%	20%	35%	0	21%	28%	25%	0
Between 4 - 6 months	114	65	46	5	45	30	34	91	10	9	4	0	34	66	14	0
	22%	25%	18%	42%	24%	19%	20%	23%	19%	18%	17%	0	19%	23%	29%	0
Between 7 - 12 months	37	21	14	0	10	14	13	28	5	3	1	0	5	24	8	0
	7%	8%	6%	0	5%	9%	8%	7%	9%	6%	4%	0	3%	8%	17%	0
More than a year	18	11	7	0	10	6	2	16	0	2	0	1	4	12	1	0
	3%	4%	3%	0	5%	4%	1%	4%	0	4%	0	11%	2%	4%	2%	0
My child has not been referred	121	53	68	3	48	35	35	81	14	19	7	8	57	52	4	0
	23%	20%	27%	25%	26%	23%	20%	20%	26%	38%	30%	89%	32%	18%	8%	0
Don't know	12	6	6	0	2	3	7	10	1	0	1	0	6	6	0	0
	2%	2%	2%	0	1%	2%	4%	3%	2%	0	4%	0	3%	2%	0	0
Net: Been referred	391	206	178	9	135	116	131	307	38	31	15	1	116	229	44	1
	75%	78%	71%	75%	73%	75%	76%	77%	72%	62%	65%	11%	65%	80%	92%	100%
Net: A month or more	298	162	129	7	101	91	99	235	26	24	13	1	81	181	35	0
	57%	61%	51%	58%	55%	59%	57%	59%	49%	48%	57%	11%	45%	63%	73%	0

Does your child have a written care plan for their eczema, explaining what to do if their eczema gets worse or flares?

	Total	Gender of child		Child age				Region				Severity by EASI score				
		Boy	Girl	0	1-5	6-10	11-16	England	Scotland	Wales	Northern Ireland	Almost clear (0.1-1)	Mild (1.1-7)	Moderate (7.1-21)	Severe (21.1-50)	Very severe (50.1-72)
Significance Level: 95%		a	b	*a	b	c	d	a	b	c	*d	*a	b	c	d	*e
Total	524	265	252	12	185	154	173	398	53	50	23	9	179	287	48	1
	100%	100%	100%	100%	100%	100%	100%	100%	100%	100%	100%	100%	100%	100%	100%	100%
Yes	197	106	88	3	67	61	66	159	15	19	4	2	44	125	25	1
	38%	40%	35%	25%	36%	40%	38%	40%	28%	38%	17%	22%	25%	44%	52%	100%
No	291	137	151	8	101	85	97	217	34	24	16	7	123	140	21	0
	56%	52%	60%	67%	55%	55%	56%	55%	64%	48%	70%	78%	69%	49%	44%	0
Don't know	36	22	13	1	17	8	10	22	4	7	3	0	12	22	2	0
	7%	8%	5%	8%	9%	5%	6%	6%	8%	14%	13%	0	7%	8%	4%	0

To the best of your knowledge, which of these medical treatments, if any, has your child used in the past three months?

	Total	Gender of child		Child age				Region				Severity by EASI score				
		Boy	Girl	0	1-5	6-10	11-16	England	Scotland	Wales	Northern Ireland	Almost clear (0.1-1)	Mild (1.1-7)	Moderate (7.1-21)	Severe (21.1-50)	Very severe (50.1-72)
Significance Level: 95%		a	b	*a	b	c	d	a	b	c	*d	*a	b	c	d	*e
Total	524	265	252	12	185	154	173	398	53	50	23	9	179	287	48	1
	100%	100%	100%	100%	100%	100%	100%	100%	100%	100%	100%	100%	100%	100%	100%	100%
Emollients	298	157	139	3	94	96	105	216	35	32	15	8	103	163	23	1
	57%	59%	55%	25%	51%	62%	61%	54%	66%	64%	65%	89%	58%	57%	48%	100%
Topical corticosteroids (steroids creams or ointments)	278	134	144	4	97	83	94	203	30	30	15	2	90	161	24	1
	53%	51%	57%	33%	52%	54%	54%	51%	57%	60%	65%	22%	50%	56%	50%	100%
Topical calcineurin inhibitors (non-steroid creams or ointments)	113	64	47	4	35	40	34	91	15	5	2	1	20	74	17	1
	22%	24%	19%	33%	19%	26%	20%	23%	28%	10%	9%	11%	11%	26%	35%	100%
Bandages and wet wraps	105	55	48	2	33	37	33	85	10	7	3	0	23	63	18	1
	20%	21%	19%	17%	18%	24%	19%	21%	19%	14%	13%	0	13%	22%	38%	100%
Immunosuppressive medicines (taken orally or by injection)	45	30	15	1	11	11	22	35	5	5	0	0	5	33	6	1
	9%	11%	6%	8%	6%	7%	13%	9%	9%	10%	0	0	3%	11%	13%	100%
Phototherapy	35	18	15	1	12	10	12	26	3	6	0	0	6	23	6	0
	7%	7%	6%	8%	6%	6%	7%	7%	6%	12%	0	0	3%	8%	13%	0
Biologic medicines	31	17	14	1	10	8	12	24	3	4	0	0	8	18	4	1
	6%	6%	6%	8%	5%	5%	7%	6%	6%	8%	0	0	4%	6%	8%	100%
My child is not using any treatments	28	12	15	0	11	9	8	25	0	2	1	0	19	7	2	0
	5%	5%	6%	0	6%	6%	5%	6%	0	4%	4%	0	11%	2%	4%	0
Net: Using treatments	496	253	237	12	174	145	165	373	53	48	22	9	160	280	46	1
	95%	95%	94%	100%	94%	94%	95%	94%	100%	96%	96%	100%	89%	98%	96%	100%

To what extent do you agree or disagree with each of the following statements?

	Total	Options					Net: Agree	Net: Disagree
		Strongly agree	Tend to agree	Tend to disagree	Strongly disagree	Don't know		
Significance Level: 95%		*a	*b	*c	*d	*e	*f	*g
Healthcare professionals take my child's eczema seriously enough	524	133	243	78	38	32	376	116
	100%	25%	46%	15%	7%	6%	72%	22%
I do not have confidence in the abilities of healthcare professionals to treat my child's eczema	524	49	111	155	177	32	160	332
	100%	9%	21%	30%	34%	6%	31%	63%
My child is normally unable to access the appropriate healthcare professional to treat their eczema (e.g. their GP where appropriate, a dermatologist where appropriate etc.)	524	59	135	155	139	36	194	294
	100%	11%	26%	30%	27%	7%	37%	56%
I think healthcare professionals provide me and my child with clear information about how to treat eczema	524	136	252	88	29	19	388	117
	100%	26%	48%	17%	6%	4%	74%	22%
I think healthcare professionals fully understand the impact eczema has on my child's mental wellbeing	524	111	236	83	40	54	347	123
	100%	21%	45%	16%	8%	10%	66%	23%
I think my child always follows the advice of healthcare professionals when it comes to their eczema	524	147	238	78	22	39	385	100
	100%	28%	45%	15%	4%	7%	73%	19%
I am unsatisfied with the level of care my child has received from healthcare professionals for their eczema	524	54	116	150	174	30	170	324
	100%	10%	22%	29%	33%	6%	32%	62%
I think my child has let down by healthcare professionals when it comes to their eczema	524	55	106	144	186	33	161	330
	100%	10%	20%	27%	35%	6%	31%	63%



How often, if ever, do you or your child have difficulty obtaining the following treatments on NHS prescription from their healthcare professional when they need them to manage eczema?

	Total	Frequency								
		All the time or nearly all the time	Most of the time	Occasion-ally	Hardly ever	Never	I have not been prescribed this treat-ment	Don't know	Net Ever	Net Often
Significance Level: 95%		*a	*b	*c	*d	*e	*f	*g	*h	*i
Emollients	524	75	100	80	75	142	36	16	330	175
	100%	14%	19%	15%	14%	27%	7%	3%	63%	33%
Topical corticosteroids (steroids creams or ointments)	524	50	88	124	81	119	54	8	343	138
	100%	10%	17%	24%	15%	23%	10%	2%	65%	26%
Topical calcineurin inhibitors (non-steroid creams or ointments)	524	38	67	102	67	107	130	13	274	105
	100%	7%	13%	19%	13%	20%	25%	2%	52%	20%
Bandages and wet wraps	524	22	53	84	65	110	181	9	224	75
	100%	4%	10%	16%	12%	21%	35%	2%	43%	14%
Phototherapy	524	20	56	62	42	115	219	10	180	76
	100%	4%	11%	12%	8%	22%	42%	2%	34%	15%
Immunosuppressive medicines (taken orally or by injection)	524	21	47	60	65	115	204	12	193	68
	100%	4%	9%	11%	12%	22%	39%	2%	37%	13%
Biologic medicines	524	19	51	61	69	100	207	17	200	70
	100%	4%	10%	12%	13%	19%	40%	3%	38%	13%

To the best of your knowledge, has an NHS doctor ever talked to you or your child about accessing emotional and psychological services (e.g. counselling) to support your child in coping with the impact of their eczema.

	Total	Gender of child		Child age				Region				Severity by EASI score				
		Boy	Girl	0	1-5	6-10	11-16	England	Scotland	Wales	Northern Ireland	Almost clear (0.1-1)	Mild (1.1-7)	Moderate (7.1-21)	Severe (21.1-50)	Very severe (50.1-72)
Significance Level: 95%		a	b	*a	b	c	d	a	b	c	*d	*a	b	c	d	*e
Total	524	265	252	12	185	154	173	398	53	50	23	9	179	287	48	1
	100%	100%	100%	100%	100%	100%	100%	100%	100%	100%	100%	100%	100%	100%	100%	100%
Yes, within the last year	85	42	42	1	28	24	32	69	11	5	0	0	16	52	17	0
	16%	16%	17%	8%	15%	16%	18%	17%	21%	10%	0	0	9%	18%	35%	0
Yes, more than a year ago	95	49	44	3	32	32	28	74	5	10	6	0	21	63	10	1
	18%	18%	17%	25%	17%	21%	16%	19%	9%	20%	26%	0	12%	22%	21%	100%
No	234	115	116	3	47	81	103	176	27	20	11	6	96	115	17	0
	45%	43%	46%	25%	25%	53%	60%	44%	51%	40%	48%	67%	54%	40%	35%	0
Not applicable as my child is too young	103	55	47	5	77	14	7	73	10	14	6	3	43	53	4	0
	20%	21%	19%	42%	42%	9%	4%	18%	19%	28%	26%	33%	24%	18%	8%	0
Don't know	7	4	3	0	1	3	3	6	0	1	0	0	3	4	0	0
	1%	2%	1%	0	1%	2%	2%	2%	0	2%	0	0	2%	1%	0	0
Net: Yes	180	91	86	4	60	56	60	143	16	15	6	0	37	115	27	1
	34%	34%	34%	33%	32%	36%	35%	36%	30%	30%	26%	0	21%	40%	56%	100%
														b	bc	

To the best of your knowledge, which emotional or psychological support services, if any, has your child ever been offered by an NHS doctor because of their eczema?

	Total	Gender of child		Child age				Region				Severity by EASI score				
		Boy	Girl	0	1-5	6-10	11-16	England	Scotland	Wales	Northern Ireland	Almost clear (0.1-1)	Mild (1.1-7)	Moderate (7.1-21)	Severe (21.1-50)	Very severe (50.1-72)
Significance Level: 95%		a	b	*a	b	c	d	a	b	c	*d	*a	b	c	d	*e
Total	524	265	252	12	185	154	173	398	53	50	23	9	179	287	48	1
	100%	100%	100%	100%	100%	100%	100%	100%	100%	100%	100%	100%	100%	100%	100%	100%
Counselling sessions	103	51	51	3	34	29	37	82	10	8	3	0	22	65	16	0
	20%	19%	20%	25%	18%	19%	21%	21%	19%	16%	13%	0	12%	23%	33%	0
														b	b	
Psychodermatology	56	30	25	1	22	16	17	43	3	7	3	1	13	37	5	0
	11%	11%	10%	8%	12%	10%	10%	11%	6%	14%	13%	11%	7%	13%	10%	0
Habit reversal therapy	52	29	21	1	18	20	13	42	2	7	1	0	8	35	8	1
	10%	11%	8%	8%	10%	13%	8%	11%	4%	14%	4%	0	4%	12%	17%	100%
														b	b	
Psychotherapy	41	20	20	0	14	12	15	38	0	3	0	0	5	31	5	0
	8%	8%	8%	0	8%	8%	9%	10%	0	6%	0	0	3%	11%	10%	0
								b						b	b	
Other	0	0	0	0	0	0	0	0	0	0	0	0	0	0	0	0
	0	0	0	0	0	0	0	0	0	0	0	0	0	0	0	0
My child has never been offered an emotional or psychological support service by an NHS doctor due to their eczema	211	107	103	0	32	78	101	162	22	17	10	5	88	104	14	0
	40%	40%	41%	0	17%	51%	58%	41%	42%	34%	43%	56%	49%	36%	29%	0
						b	b						cd			
Not applicable as my child is too young	134	65	67	7	92	22	13	93	18	16	7	3	56	67	8	0
	26%	25%	27%	58%	50%	14%	8%	23%	34%	32%	30%	33%	31%	23%	17%	0
					cd	d							d			
Net: Any	179	93	82	5	61	54	59	143	13	17	6	1	35	116	26	1
	34%	35%	33%	42%	33%	35%	34%	36%	25%	34%	26%	11%	20%	40%	54%	100%
														b	b	



NATIONAL  
**ECZEMA**  
SOCIETY